


**2012-2013
INTERNATIONAL
ACTIVITY REPORT**



**COLLEGE OF
ARCHITECTURE**



Dear Dean French,

For the last 10 years, the Office of International Education (OIE) has prepared reports that highlight your College's accomplishments in sending students abroad. We are expanding the report this year to include information about international students, scholars, and interns who study and conduct research at GT and information about the International Plan.

This report covers Fall Semester 2012 through Summer Semester 2013. The data used to prepare this report comes from databases OIE maintains, from Institutional Research and Planning's online resources and from national data released by the Institute of International Education.

We are grateful to the College of Architecture for the commitment to international education. We look forward to collaborating with your faculty and supporting your students to ensure that the College and the Institute continue to excel and lead in international education.

Respectfully,

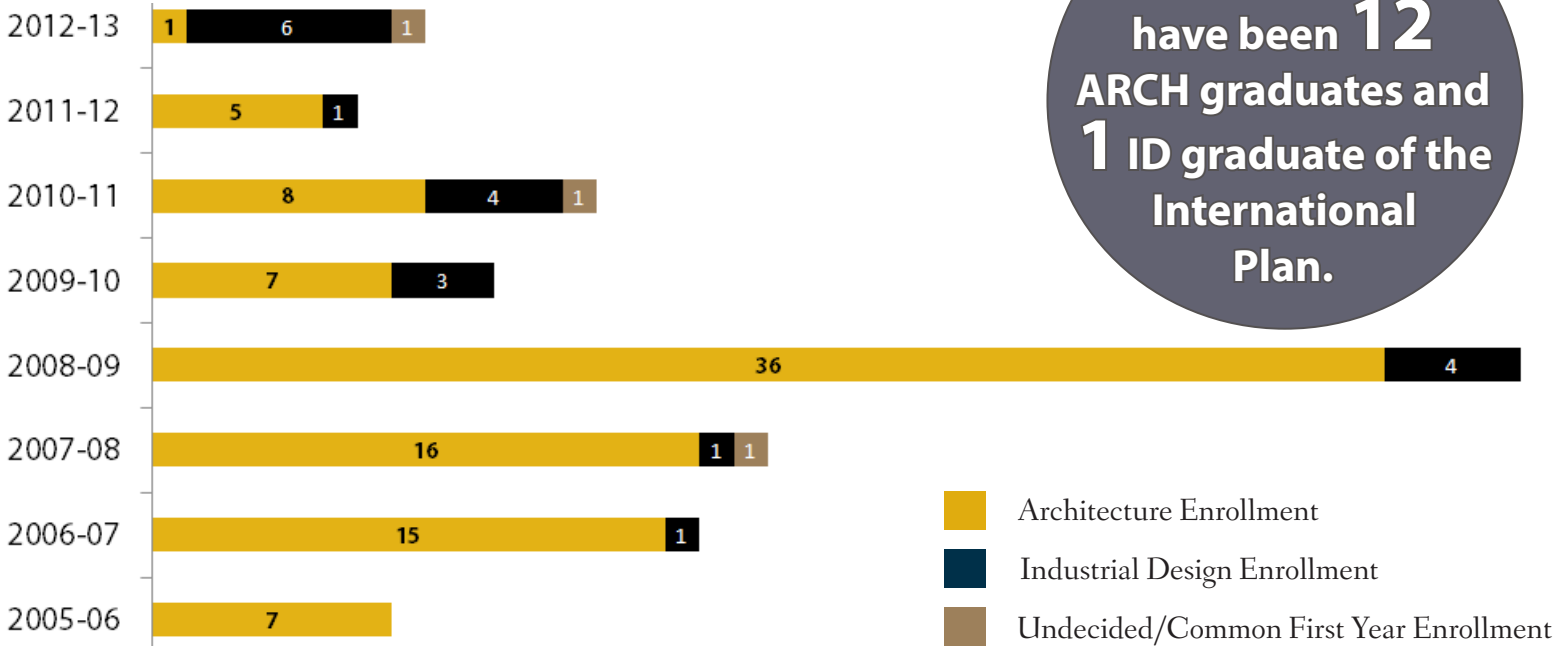
Amy Henry

Executive Director of International Education

GT International Education Accolades

- 46.6% of B.S. recipients study, work or research abroad prior to graduation; the national average is 13.8%.
- GT is ranked #28 in the world for teaching, research, knowledge transfer and international outlook by the Times Higher Education poll.
- In 2012-13, GT international students contributed more than \$125 million to the Atlanta-area economy.
- GT is a leader in sending engineering students abroad. Nationally, the percentage of engineering students that study abroad is 3%. Engineers at Tech make up the largest group of students abroad at over 57% of the total abroad in 2012-13.
- In the U.S., GT ranks:
 - 29th for hosting international students.
 - in the top 40 universities that host J scholars from abroad.

COA: Number of New IP Participants, by Year

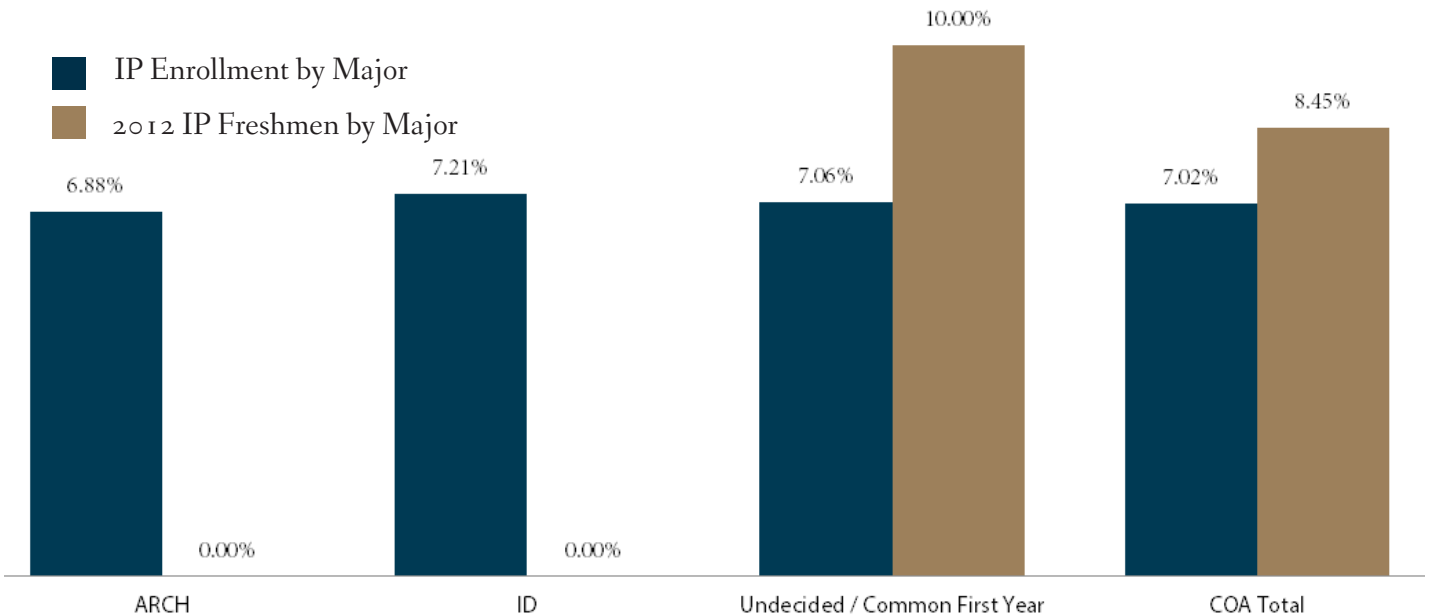


To date, there have been **12** ARCH graduates and **1** ID graduate of the International Plan.

"[Through the International Plan, I gained] self-confidence, self-awareness and flexibility...An opportunity to get abroad cannot be more important for personal, educational, or professional growth."

- William McCommon, B.S. Architecture - International Plan, '13

COA: IP Participation as a Percentage of Enrollment by Major, 2012-13



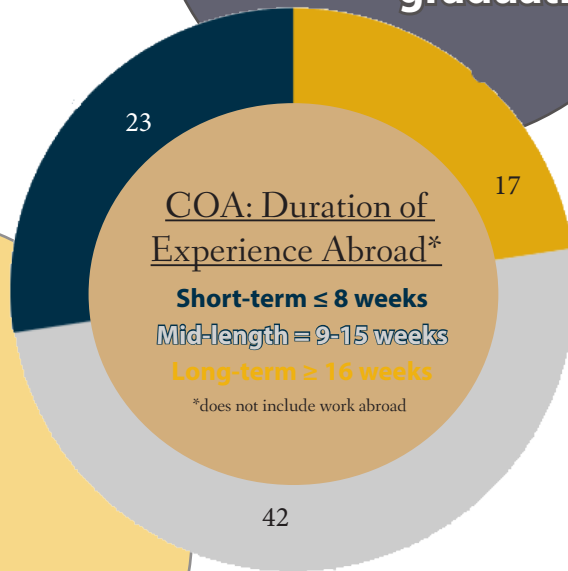
The participation goal is 10% of undergraduate enrollment.

Participation in semester and academic year-long exchange programs by COA students has increased by 70% since 2007-08.

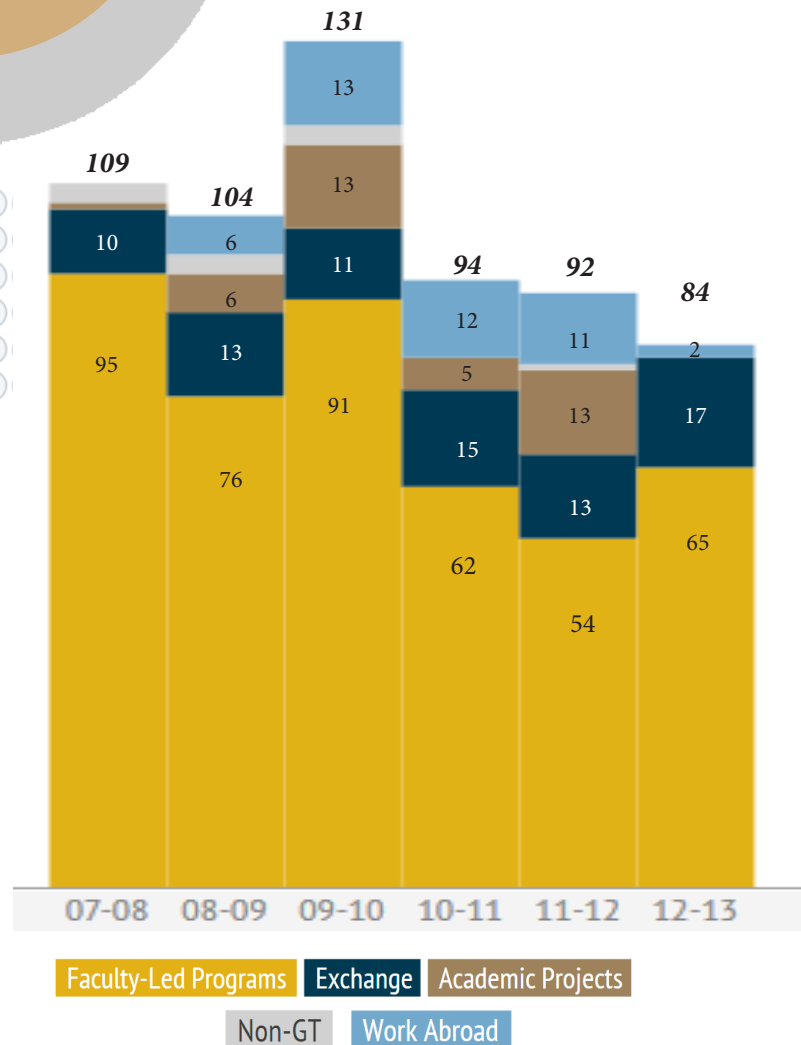
38%
of COA B.S. recipients study, work, or conduct research abroad before graduation.

COA students went to 18 countries on 19 different programs.

COA participation in experiences abroad grew to **84** in 2012-13, 5.1% more than the previous year.



COA: Experience Abroad, Over Time

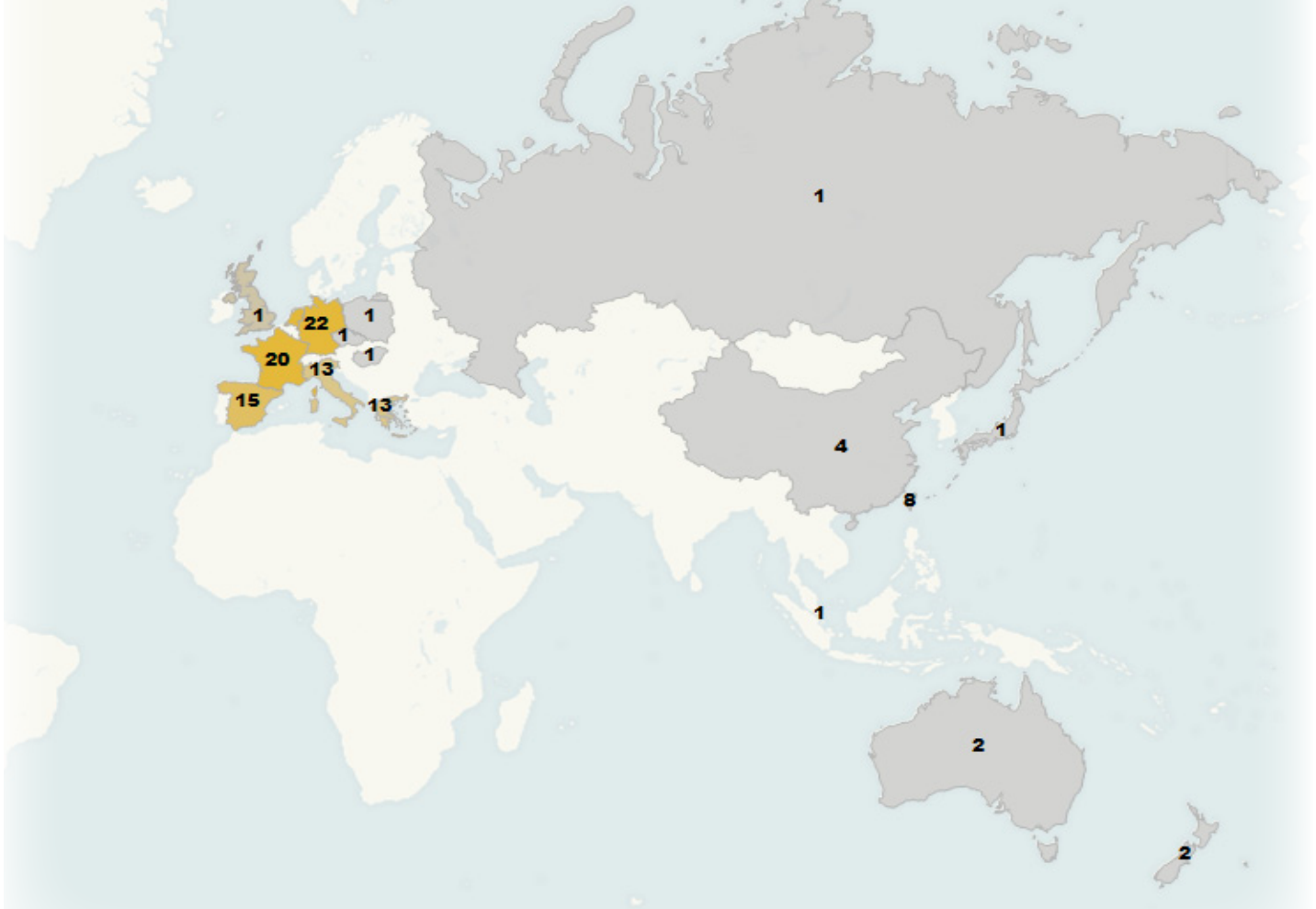


“These cities aren’t old ruins to be studied, they’re living examples of how architecture can fundamentally shape culture. There’s no substitute for that sort of direct exposure.”

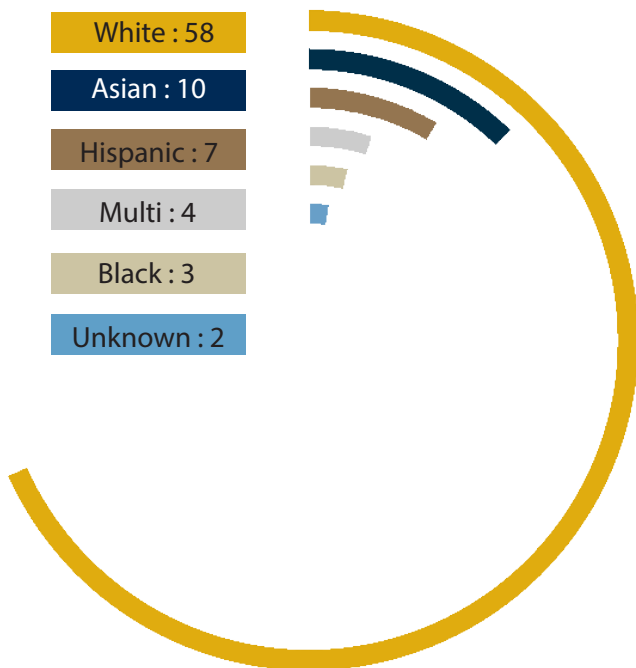
- Morgan Strickland, ARCH ‘14

Experience Abroad 2012-13

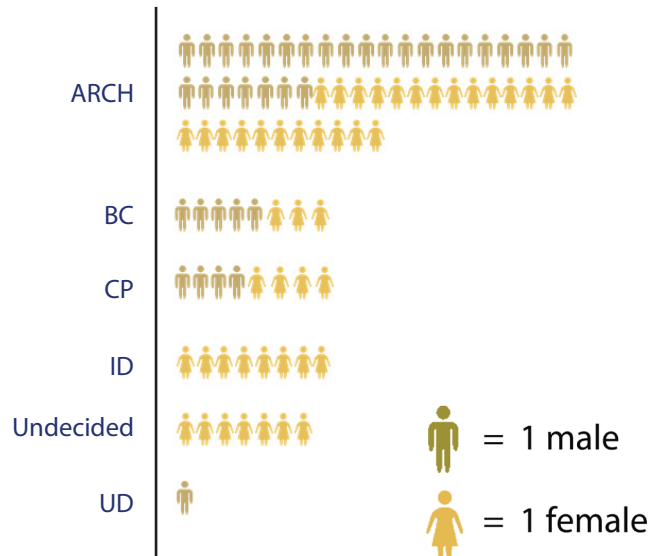
COA: Experience Abroad by Country, 2012-13



COA: Experience Abroad by Ethnicity, 2012-13



COA: Experience Abroad by Major, 2012-13




GT hosts approximately **80** students annually who are awarded Exchange Fellowships by organizations such as Fulbright.

This year, COA hosted 7 exchange fellows.

45%

The percentage of female international students in COA (25% overall at GT).

COA: International Student Citizenship (F & J Visa Holders), 2012-13



The % of COA students who are international

U
G

7%

27%

COA
hosted
163
students
with F or J visas
from 27
countries
during 2012-13.

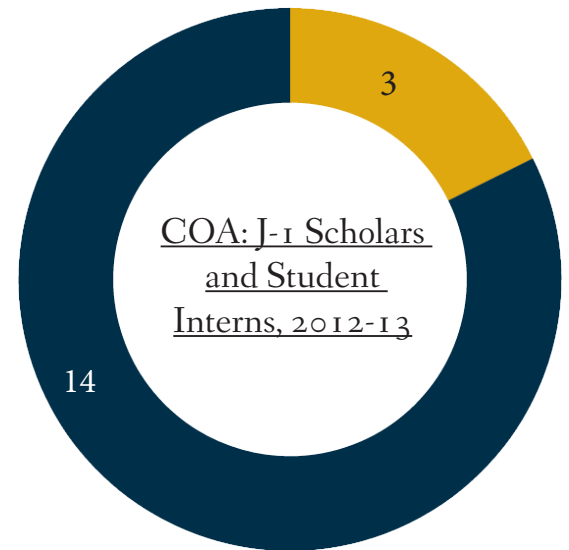
*only includes student enrollment > 1

International Students and Scholars 2012-13

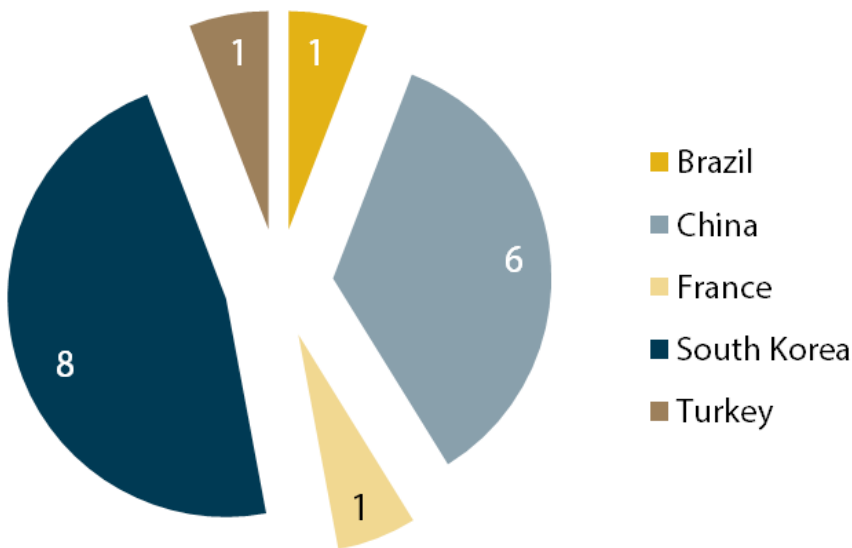
What is a J-1 Student Intern?

Visa category available for students enrolled in an undergraduate or graduate degree program abroad allowing them to participate in an internship/practical field experience at GT. Internship programs provide unique opportunities for interns to gain practical experience while conducting research in their academic field and learning about the U.S. and Georgia Tech.

Research Scholar Short-term Scholar

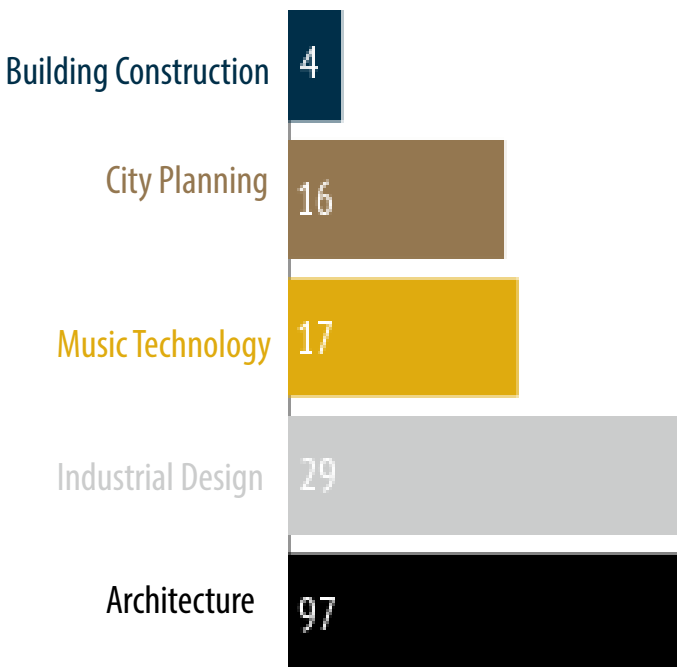


COA: International Scholar Citizenship, 2012-13



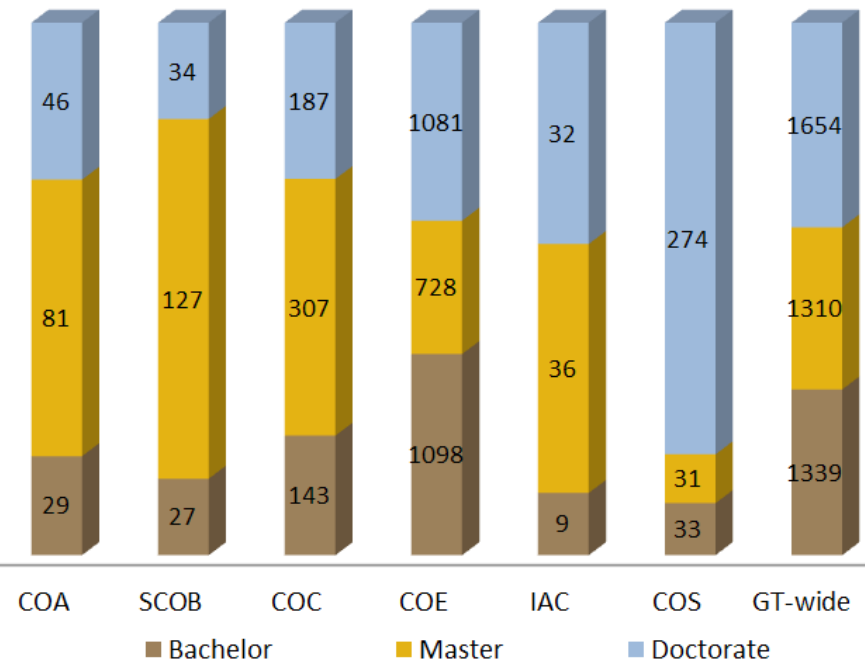
The percentage of international students studying Architecture out of all COA international students.

59%



COA: International Student Majors (F & J Visa Holders), 2012-13

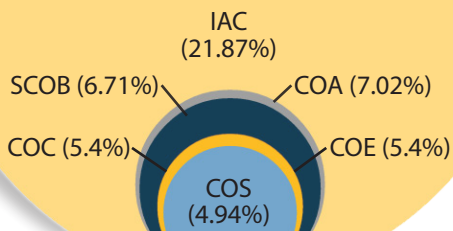
International Students (F & J visa holders), 2012-13



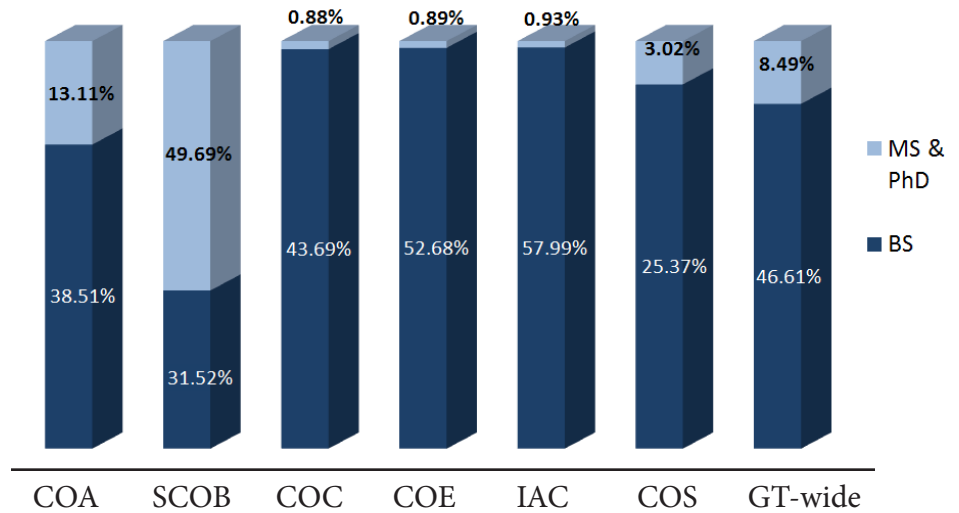
Import: Nationalities of GT International Students

- 1 - China
 - 2 - India
 - 3 - South Korea
 - 4 - Taiwan
 - 5 - France
- ...and 108 more countries

Percentage of Students Enrolled in the International Plan, 2012-13



Percentage of Students Graduating with an Experience Abroad, 2012-13



Experience Abroad By Type, 2012-13

Type	COA	SCOB	COC	COE	IAC	COS	GT-wide
Faculty-Led	65	131	71	716	90	54	1,127
Exchange	17	10	14	68	24	12	145
Int'l Academic Projects	0	122	0	18	0	6	146
Non-GT Study Abroad	0	1	2	11	3	1	18
Work Abroad	2	8	12	75	12	2	111
TOTAL	84	272	99	888	129	75	1,547

Export: Locations for GT Experiences Abroad

- 1 - France
 - 2 - England
 - 3 - China
 - 4 - Spain
 - 5 - Australia/New Zealand
- ...and 62 more countries

