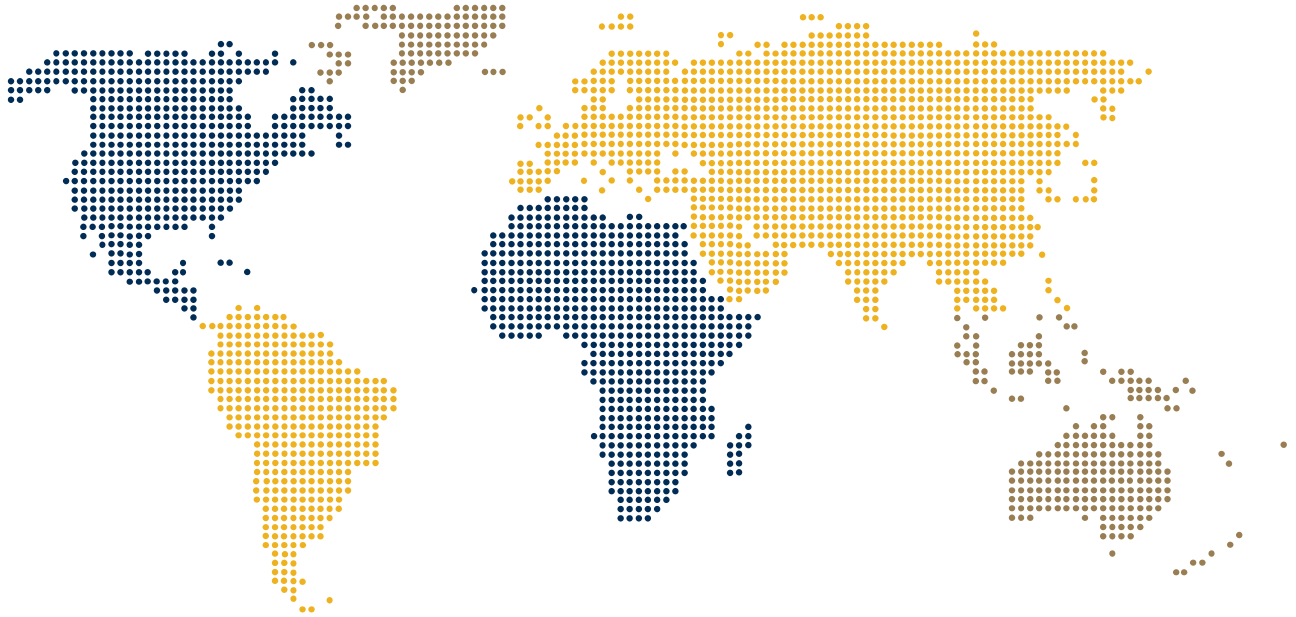


# International Activity Report 2014-15

## COLLEGE OF ARCHITECTURE



52%

Percentage of Georgia Tech B.S. graduates who participate in an international experience through a study or internship opportunity. The national rate is approximately 15% (excluding international students).

The 6-year graduation rate for Georgia Tech students who studied or interned abroad. The rate for those who did not study or intern abroad is 76.1%.

96.7%

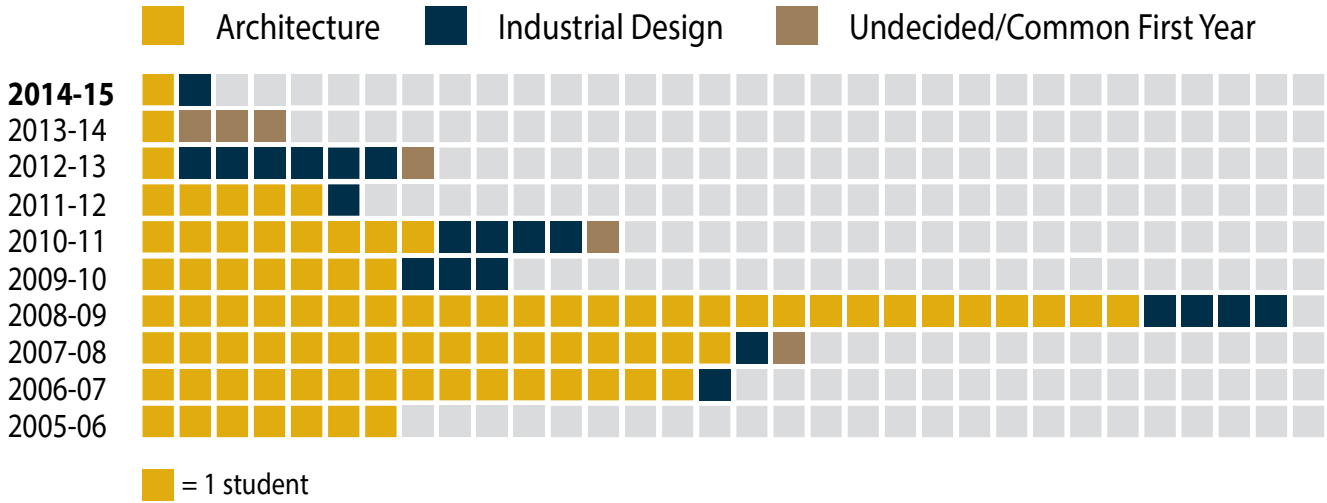
\$1.3M

Economic impact on the Atlanta-area of international students and scholars studying at Georgia Tech. International students and scholars throughout the state contributed over \$545 million to the Georgia economy.

Growth in Georgia Tech undergraduate students' participation in programs abroad in the past five years. Since 2010, the number of B.S. graduates with an international experience has grown to 1,967.

10%

**COA: Number of New IP Participants, by Year**



"The International Plan has allowed me to see the world around me in a much more global light. I interact with international students on a daily basis, and I connect with them through an understanding that being around different peoples and cultures is exciting."

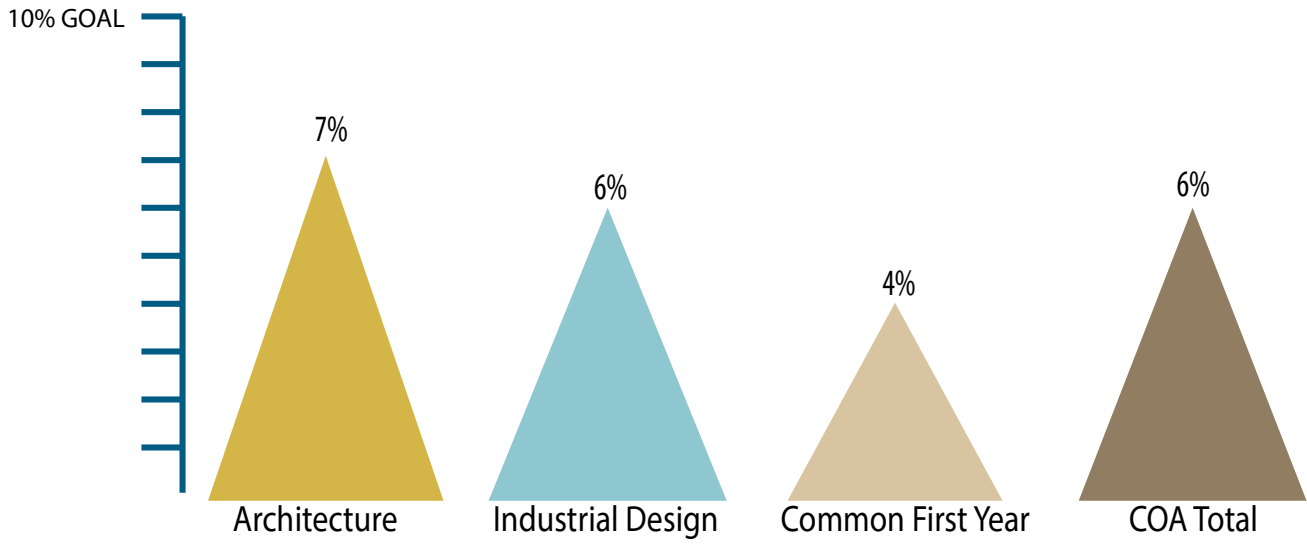
**Tyler  
Martin,  
Architecture -  
IP, '14**

**COA  
IP GRADS  
to date**

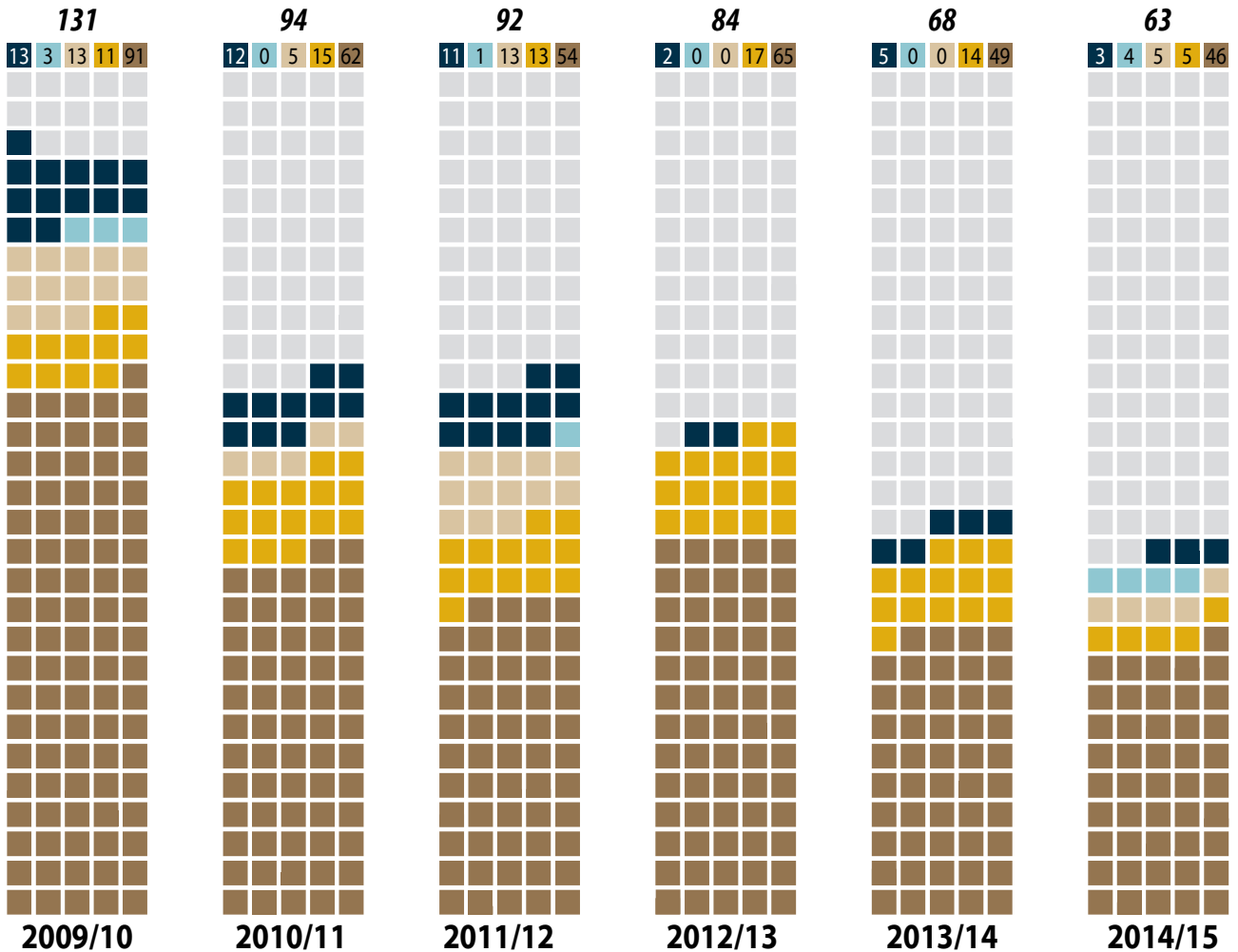
**16  
ARCH**

**1  
ID**

**COA: IP Participation as a Percentage of Enrollment, by Major**



### COA: Participants Abroad Over Time

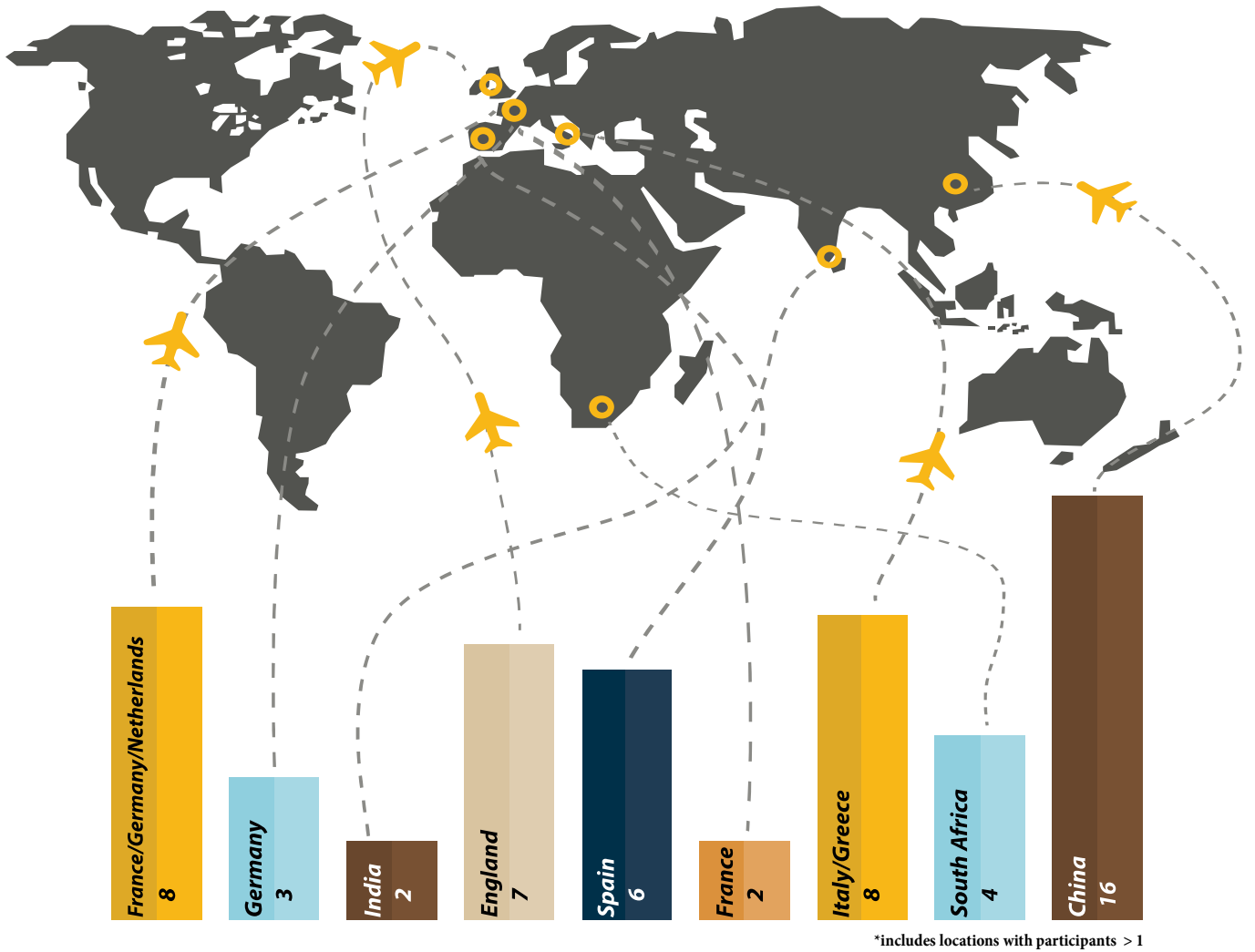


**COA** students went to **20** countries on **21** programs

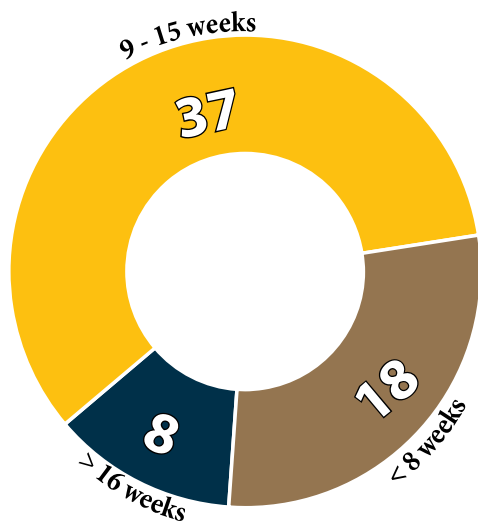


COA students participated in 11 summer study abroad programs and 5 exchanges at partner universities.

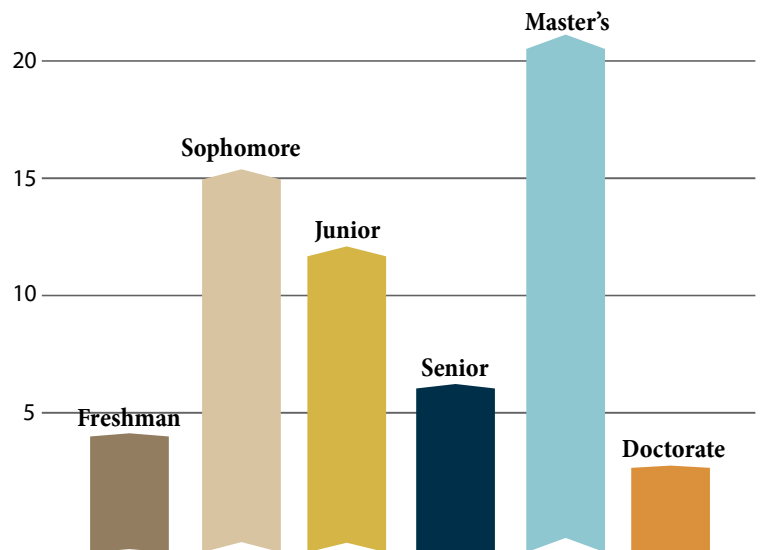
## COA: Participants Abroad by Location, 2014-15\*



## COA: Participants Abroad by Length, 2014-15



## COA: Participants Abroad by Level, 2014-15



## International Design Build Studio

Study abroad program with the largest number of COA students participating

## China

hosted the largest share (22%) of COA students abroad

**63**

COA students participated in study and intern abroad programs in 2014-15

“The experience highlights unique characteristics about your own culture and lifestyle that you hadn’t recognized before. So even if you don’t choose to stay and have your career abroad, you have a new perspective that carries through to your design work and possibly your whole life.”

-*Daniel Cicchinelli,*

ID - IP,

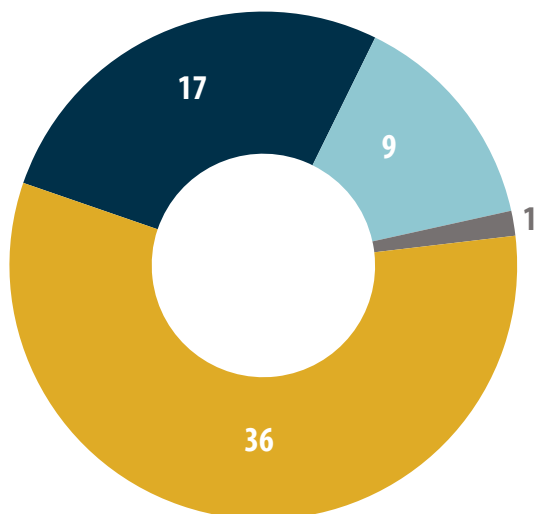
2014-15

University of

Stuttgart

Exchange

**COA: Participants Abroad by Race, 2014-15**

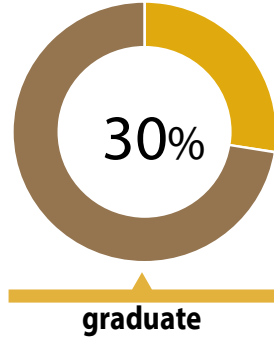
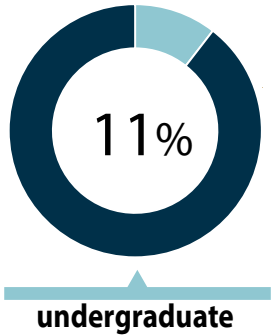


■ White    ■ Black  
■ Asian    ■ Two or more

**COA: Participants Abroad by Major/Program and Gender, 2014-15**

	Number	62%	38%
Architecture	<b>27</b>	<b>62%</b>	<b>38%</b>
Building Construction	<b>5</b>	<b>60%</b>	<b>40%</b>
City & Regional Planning	<b>11</b>	<b>45%</b>	<b>55%</b>
Geographic Info Science & Tech	<b>1</b>	<b>0%</b>	<b>100%</b>
Industrial Design	<b>17</b>	<b>64%</b>	<b>36%</b>
Undecided	<b>2</b>	<b>100%</b>	<b>0%</b>
<b>COA Total</b>	<b>63</b>	<b>57%</b>	<b>43%</b>

## Percentage of enrolled COA students who are international

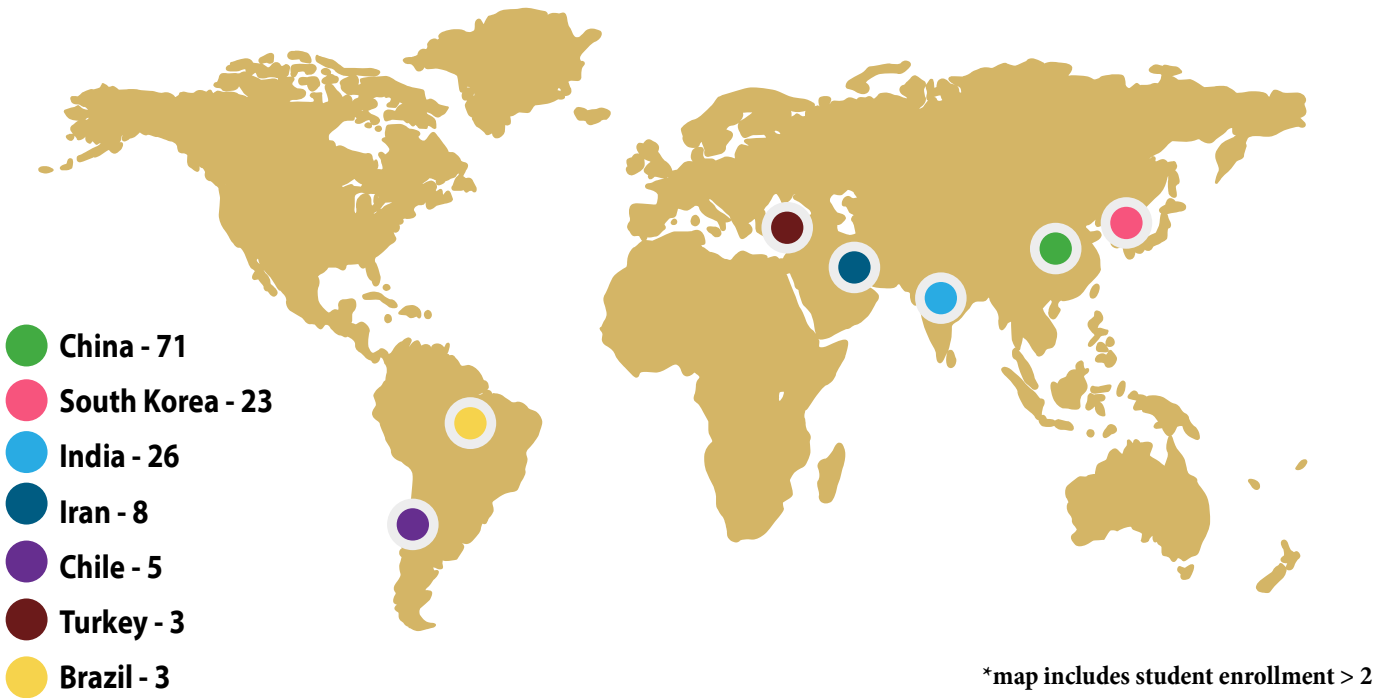


☆☆☆  
GT hosted 95 students this year who were awarded exchange fellowships by organizations such as Fulbright.

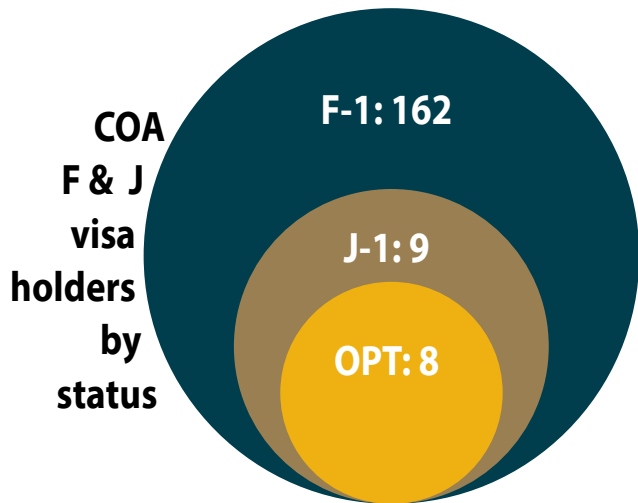
This year, COA hosted 5 exchange fellows.

☆☆☆

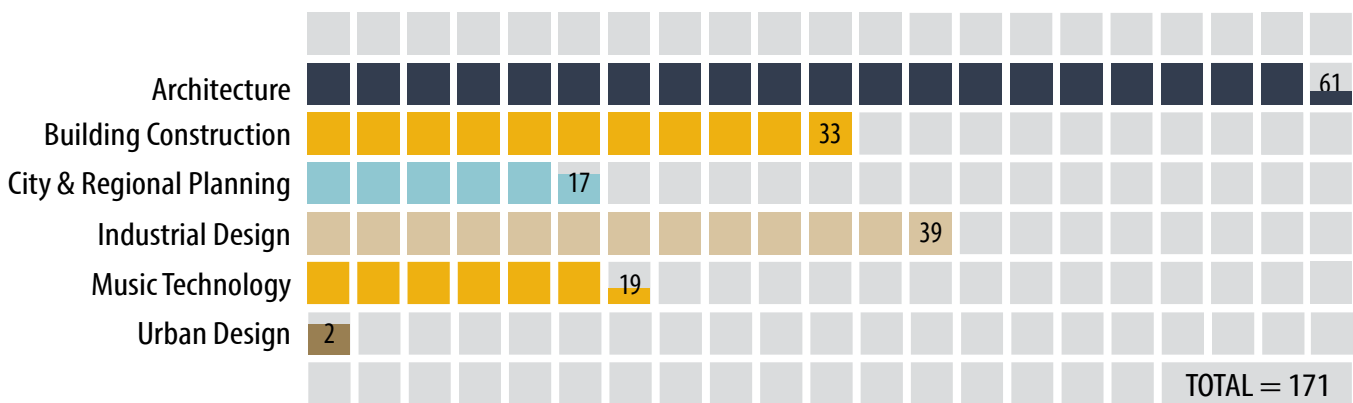
## COA: International Student Citizenship (F & J Visa Holders), 2014-15\*



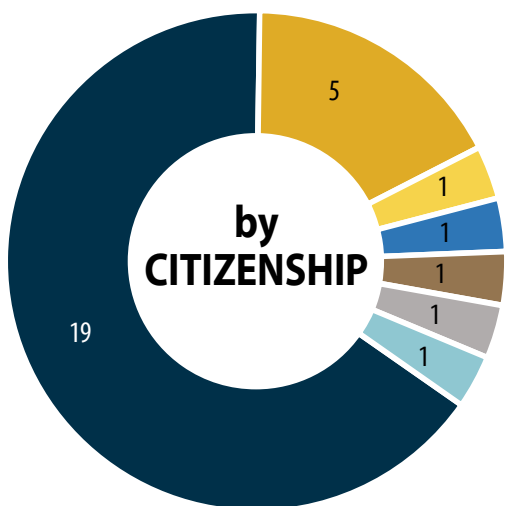
*COA hosted its first J Student Intern in 2014/15.  
Hosting J interns and J scholars is a great avenue to recruit  
future international graduate students or  
post-doctoral researchers.*



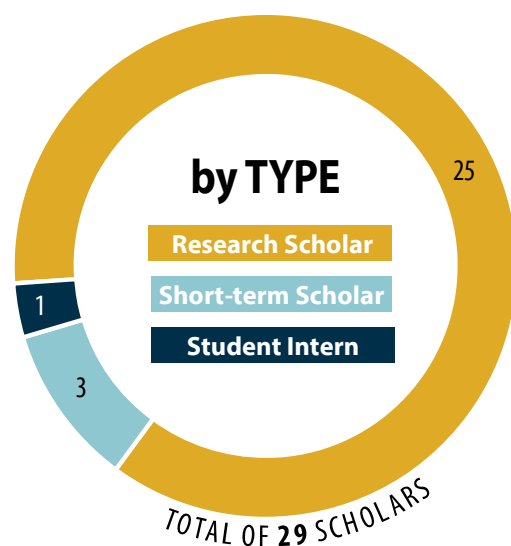
**COA: International Students by Major/Program, 2014-15**



**COA: International Scholars, 2014-15**



■ China   
 ■ South Korea   
 ■ Turkey   
 ■ China  
■ India   
 ■ Ecuador   
 ■ Brazil



TOTAL OF 29 SCHOLARS



**52%**

**B.S. Graduates with an International Experience**

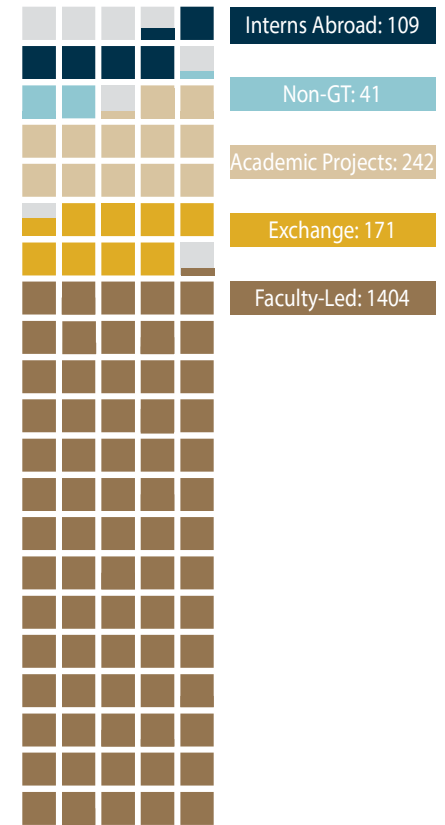
**Locations for GT Experiences Abroad**

- France
- China
- England
- Ireland
- Germany
- ...and 53 more

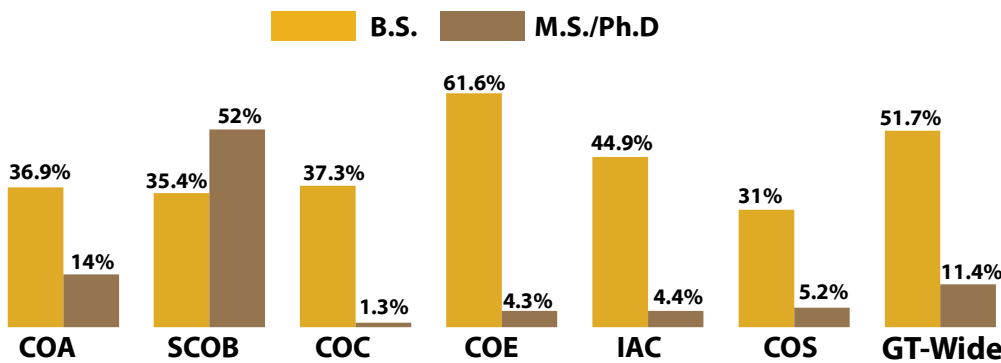


**Participants abroad 2014-15 by program type**

**1,967**



**Students Graduating with an Experience Abroad**

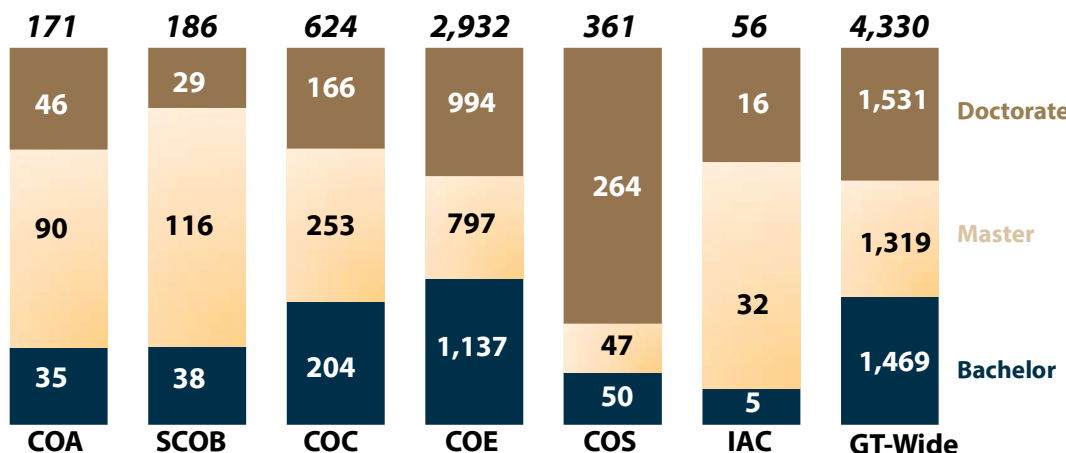


**4,416**  
int'l students

**1,009**  
int'l scholars

**120**  
countries of origin

**International Students (F&J visa holders)**



**Nationalities of GT International Students**

- China
- India
- South Korea
- France
- Taiwan
- ...and 115 more