

# INTERNATIONAL ACTIVITY REPORT



---

**48% of B.S. recipients study or intern abroad prior to graduation (increased 2%; the GT Strategic Plan goal is 60%).**

---

**With 4,301 international F-1 and J-1 students, GT ranks 28th for hosting international students (among doctorate-granting universities in the U.S.)**

---

**Over the past five years the 6-year graduation rate for students who studied abroad averaged 96.8% compared to a 75.1% graduation rate for students who did not study abroad.**

---

**International students at GT contribute over \$120 million to the local Atlanta-area economy.**

---

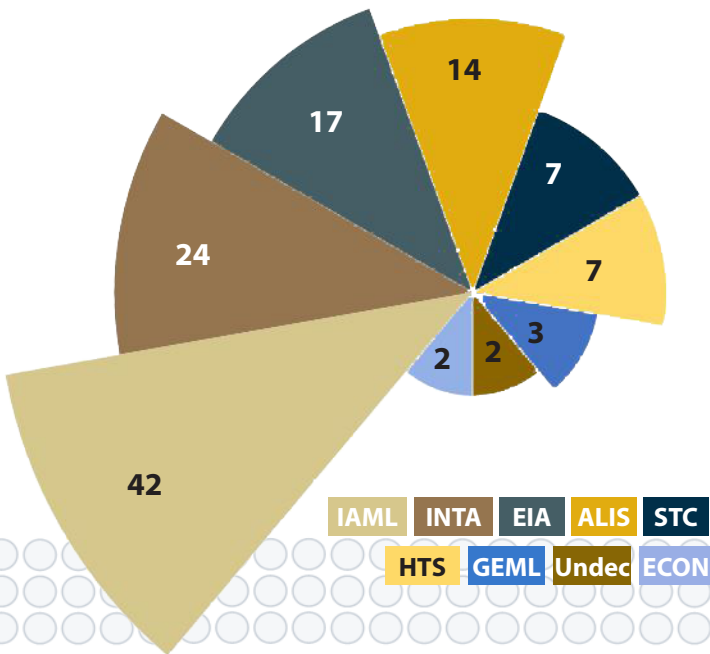
**The number of students participating in international programs has increased by 42% in the past five years.**



**IVAN ALLEN  
COLLEGE OF  
LIBERAL ARTS**

# INTERNATIONAL PLAN 2013-14

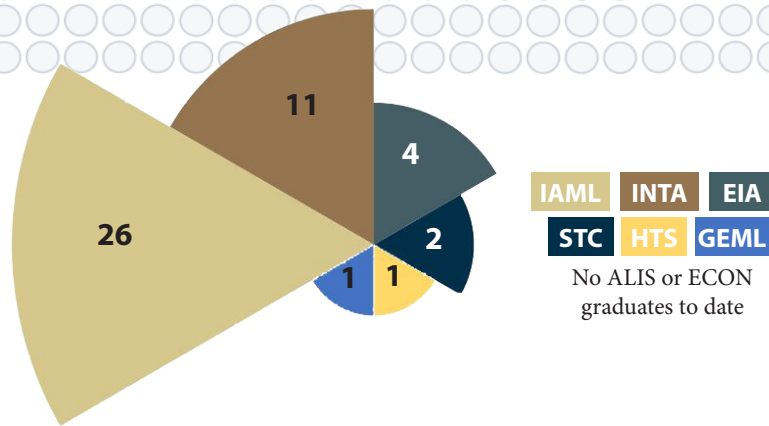
## IAC: IP Participants by Major, 2013-14



“The cultural understanding skills that I gained through the IP help me take cultural differences into account when coming up with the best ways to communicate about climate change in multiple different national environments.”

– Emily Pechar, '10, B.S. IAML-IP

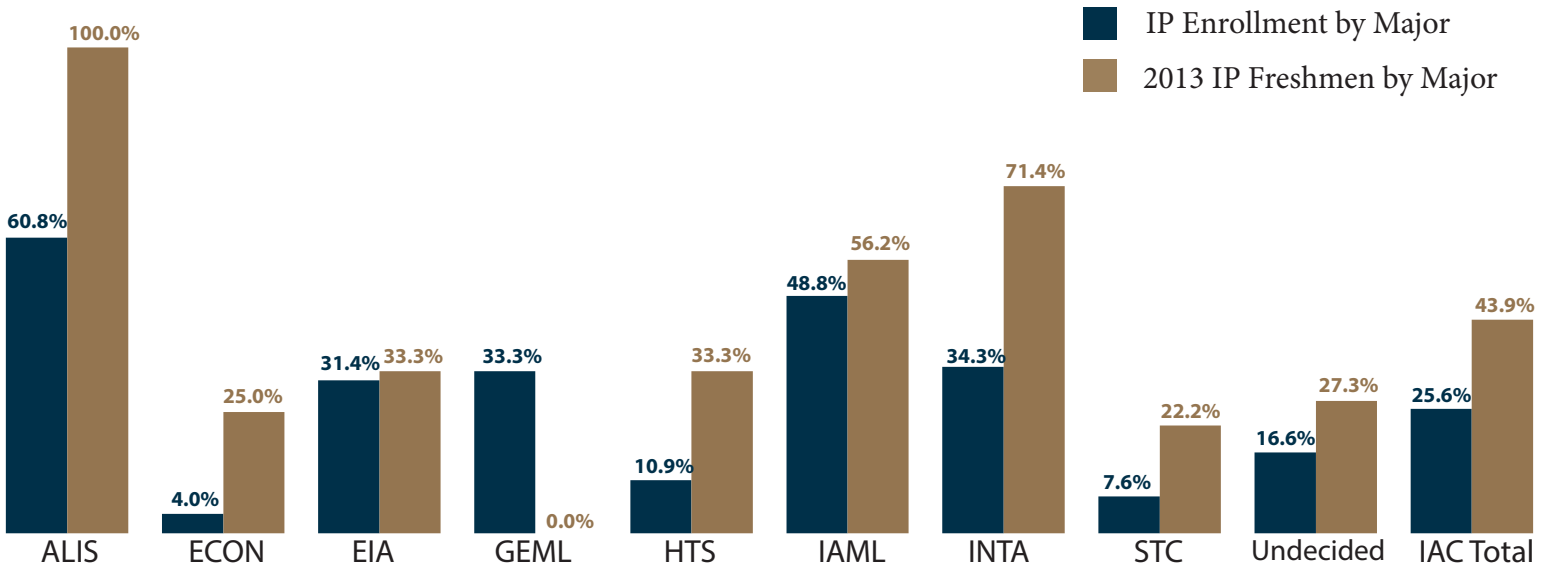
## IAC: IP Graduates by Major, To Date



# 118

ACTIVE IP PARTICIPANTS in IAC

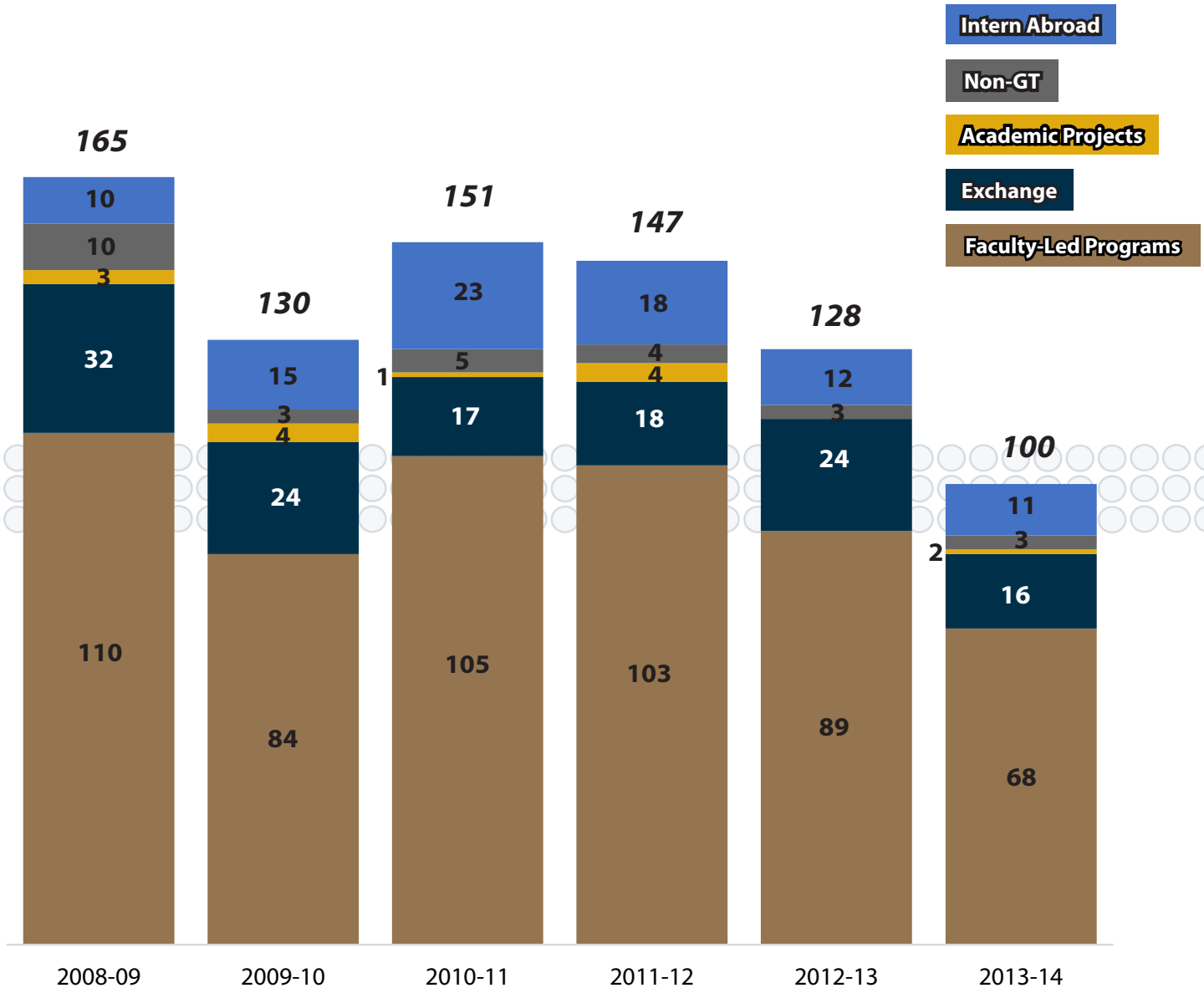
## IAC: IP Participation as a Percentage of Enrollment, by Major



{ The participation goal for the IP is 10% of undergraduate enrollment. }

# EXPERIENCE ABROAD 2013-14

## IAC: Participants Abroad Over Time



One of the longest running and most successful programs for IAC students is the Exchange with **Sciences Po**. GT has sent almost 30 students on this program since 2005. The newest summer program for IAC students is one to Southeast Asia.



**IAC** students went to  
**30** countries on  
**28** programs

## Brussels Summer Program

Program with the largest number of IAC students participating

# 88

IAC students participated in study abroad programs in 2013-14

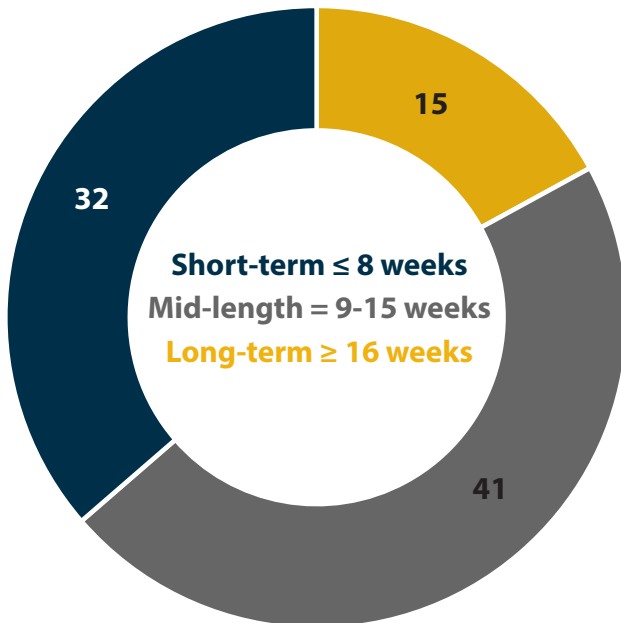
**24%** decrease in IAC study abroad participation from last year



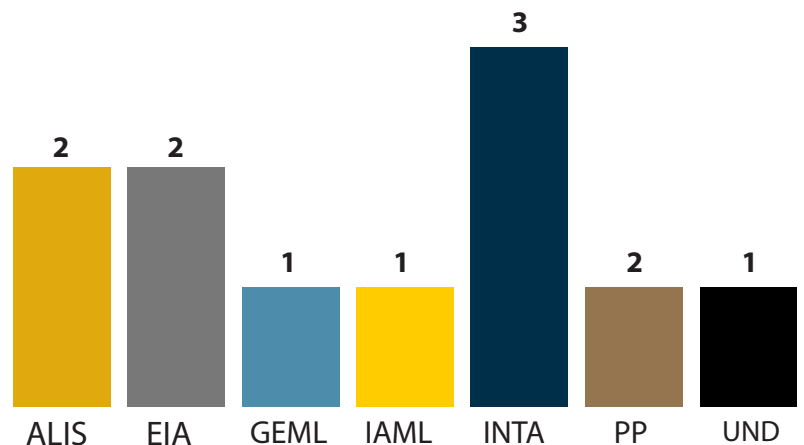
### Featured employers of IAC interns abroad

- PETA Asia Pacific
- BMW Group
- Habitat for Humanity International
- The Learning Way

### IAC: Study Abroad Participants by Duration, 2013-14

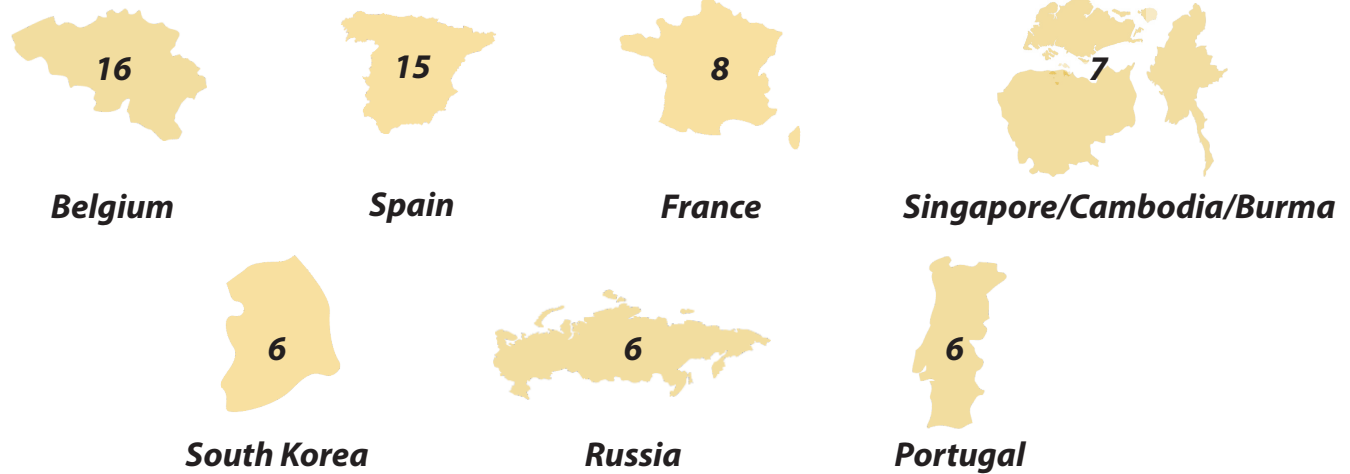


### IAC: Intern Abroad Participants by Major/Program, 2013-14



# EXPERIENCE ABROAD 2013-14

## IAC: Participants Abroad by Location, 2013-14



...and 21 more countries

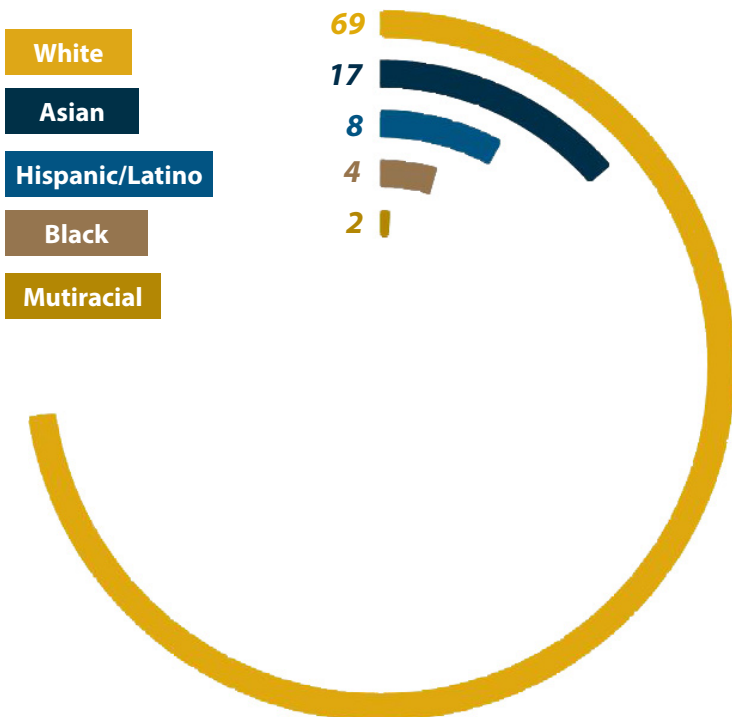
“My experience on the Pacific Program will be one that I reflect back on for a lifetime....In many ways, [it] provided me with a lot of affirmation for what I intend to use my degree for, and I will forever be grateful for this season in my life.”

- Matt Josey, IAML '15

## IAC: Participants Abroad by Major/Program and Gender, 2013-14

	Number	Female	Male
ALIS	15	87%	13%
CM	7	57%	43%
ECON	2	50%	50%
EIA	8	87%	13%
GEML	3	66%	33%
HTS	3	33%	67%
IAML	32	87%	13%
INTA	20	60%	40%
LMC	2	100%	0%
PUBP	4	75%	25%
Undecided	4	75%	25%
<b>IAC Total</b>	<b>100</b>	<b>76%</b>	<b>24%</b>

## IAC: Participants Abroad by Ethnicity, 2013-14



**GT**  
 hosted **96**  
 students this year  
 who were awarded  
 exchange fellowships  
 by organizations  
 such as Fulbright.

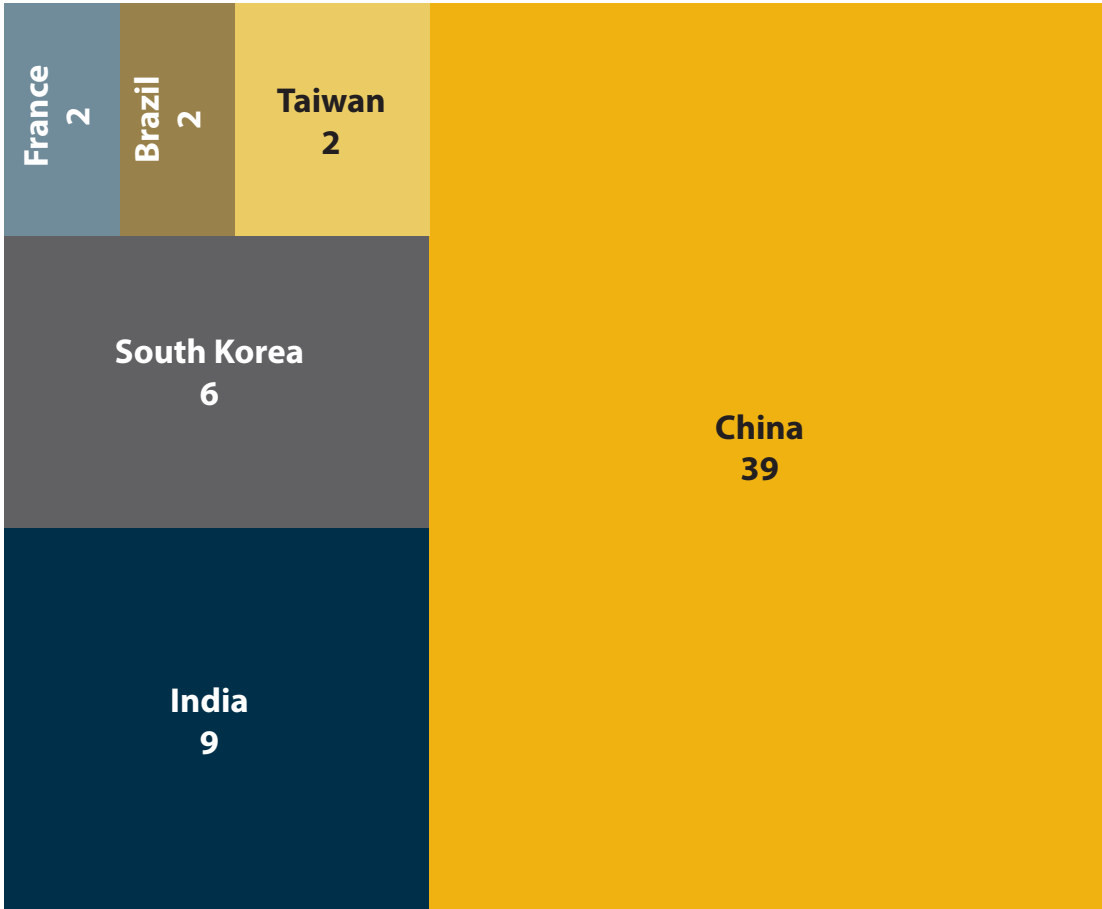
This  
 year, IAC  
 hosted 3  
 exchange  
 fellows.

**24**  
 recent GT international alumni from  
 IAC are authorized for  
 post-graduation OPT employment in  
 the U.S.

Percentage of IAC students  
 who are international

**U** 2%  
**G** 24%

**IAC: International Student Citizenship (F & J Visa Holders), 2013-14**

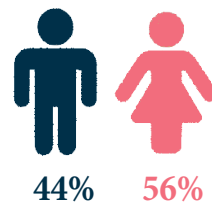
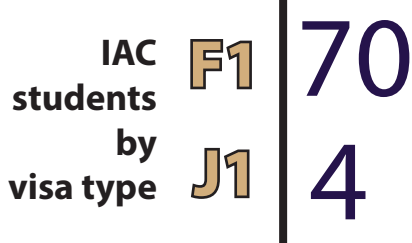
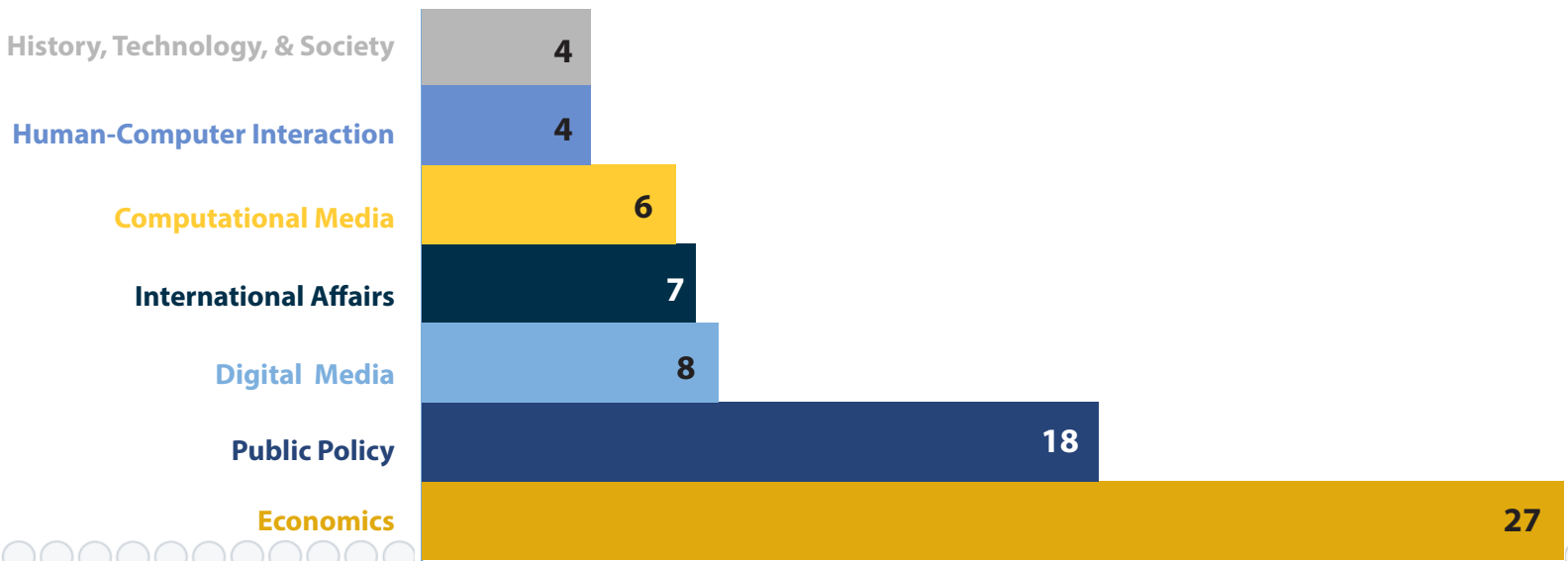


**IAC**  
 enrolled  
**74**  
 students with  
 F or J visas  
 from  
**20**  
 countries in  
 2013-14.

\*includes student enrollment > 2

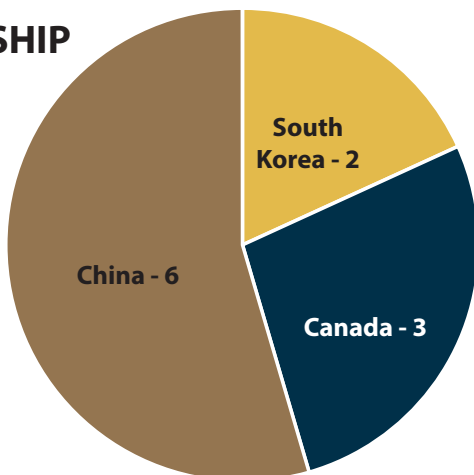
# INTERNATIONAL STUDENTS & SCHOLARS 2013-14

## IAC: International Student Major/Program, 2013-14

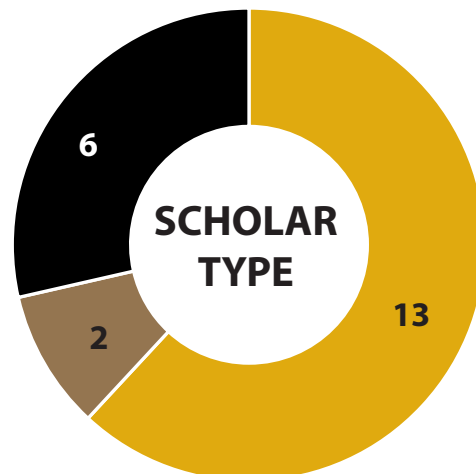


## IAC: International Scholars, 2013-14

### CITIZENSHIP



\*includes citizenship > 1

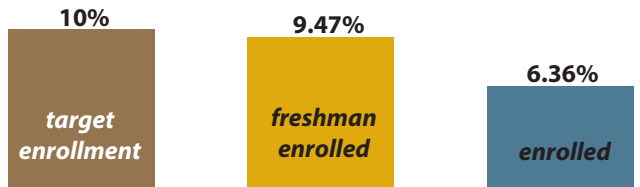




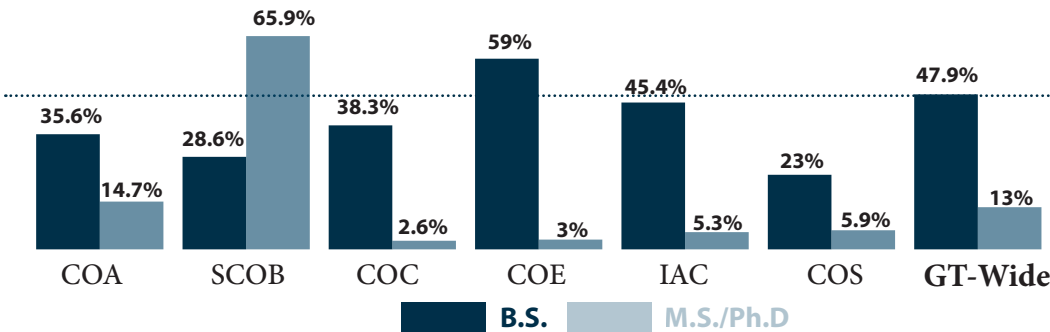
## Locations for GT Experiences Abroad

France  
China  
England  
Spain  
Australia  
...and 62 more

## International Plan Participation



## Students Graduating with an Experience Abroad



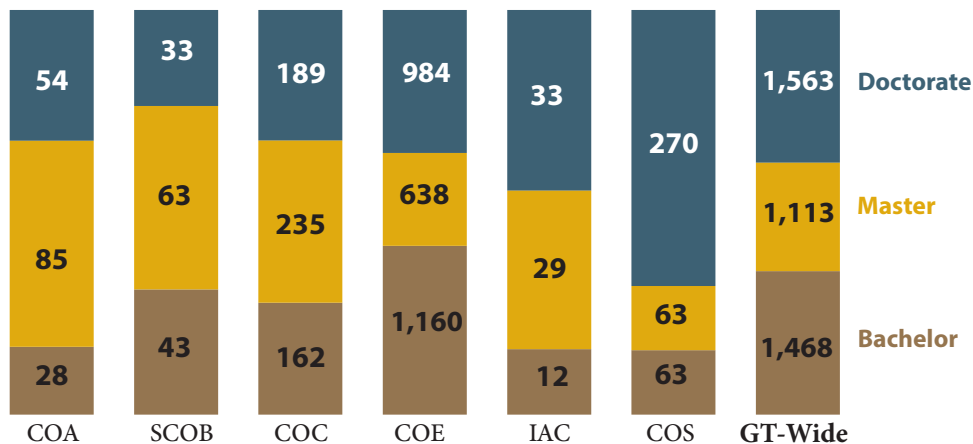
# 48%

B.S. Graduates with an International Experience

# 1,816 STUDENTS ABROAD



## International Students (F & J visa holders)



## Nationalities of GT International Students

China  
India  
South Korea  
France  
Taiwan  
...and 105 more

# 4,301

int'l students

# 878

int'l scholars

# 110

countries represented