


**2012-2013  
INTERNATIONAL  
ACTIVITY REPORT**



**IVAN ALLEN  
COLLEGE OF  
LIBERAL ARTS**



Dear Dean Royster,

For the last 10 years, the Office of International Education (OIE) has prepared reports that highlight your College's accomplishments in sending students abroad. We are expanding the report this year to include information about international students, scholars, and interns who study and conduct research at GT and information about the International Plan.

This report covers Fall Semester 2012 through Summer Semester 2013. The data used to prepare this report comes from databases OIE maintains, from Institutional Research and Planning's online resources and from national data released by the Institute of International Education.

We are grateful to the Ivan Allen College of Liberal Arts for the commitment to international education. We look forward to collaborating with your faculty and supporting your students to ensure that the College and the Institute continue to excel and lead in international education.

Respectfully,

Amy Henry

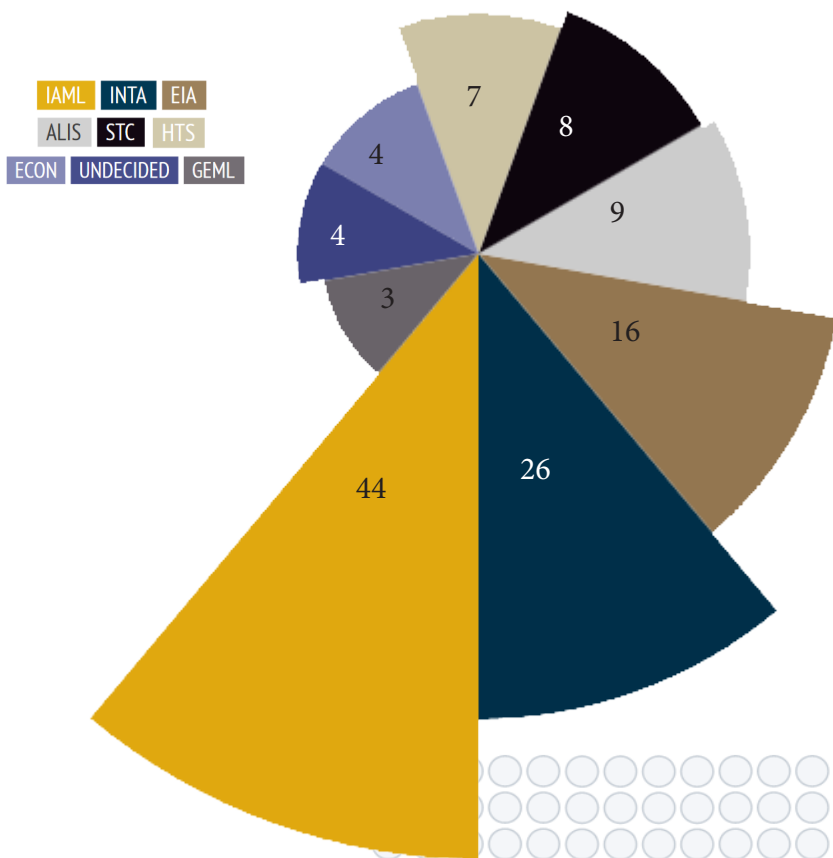
Executive Director of International Education

### GT International Education Accolades

- 46.6% of B.S. recipients study, work or research abroad prior to graduation; the national average is 13.8%.
- GT is ranked #28 in the world for teaching, research, knowledge transfer and international outlook by the Times Higher Education poll.
- In 2012-13, GT international students contributed more than \$125 million to the Atlanta-area economy.
- GT is a leader in sending engineering students abroad. Nationally, the percentage of engineering students that study abroad is 3%. Engineers at Tech make up the largest group of students abroad at over 57% of the total abroad in 2012-13.
- In the U.S., GT ranks:
  - 29th for hosting international students.
  - in the top 40 universities that host J scholars from abroad.

# International Plan 2012-13

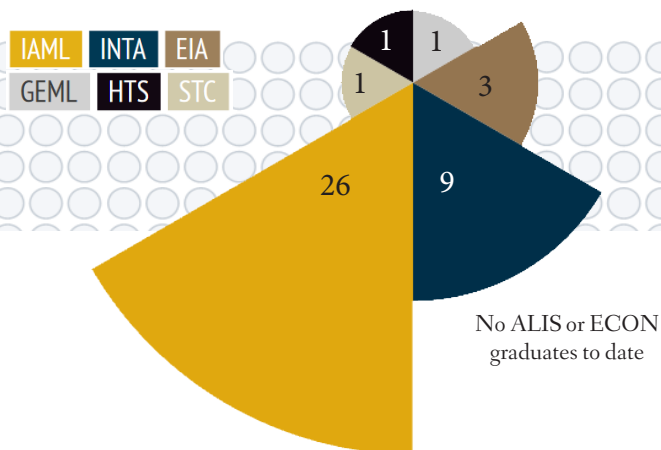
IAC: IP Active Participants by Major, 2012-13



*"[The International Plan] has given me a strong foundation of intercultural understanding on which to base future work and life decisions. I truly feel prepared to apply myself to any problem I encounter, in a global context."*

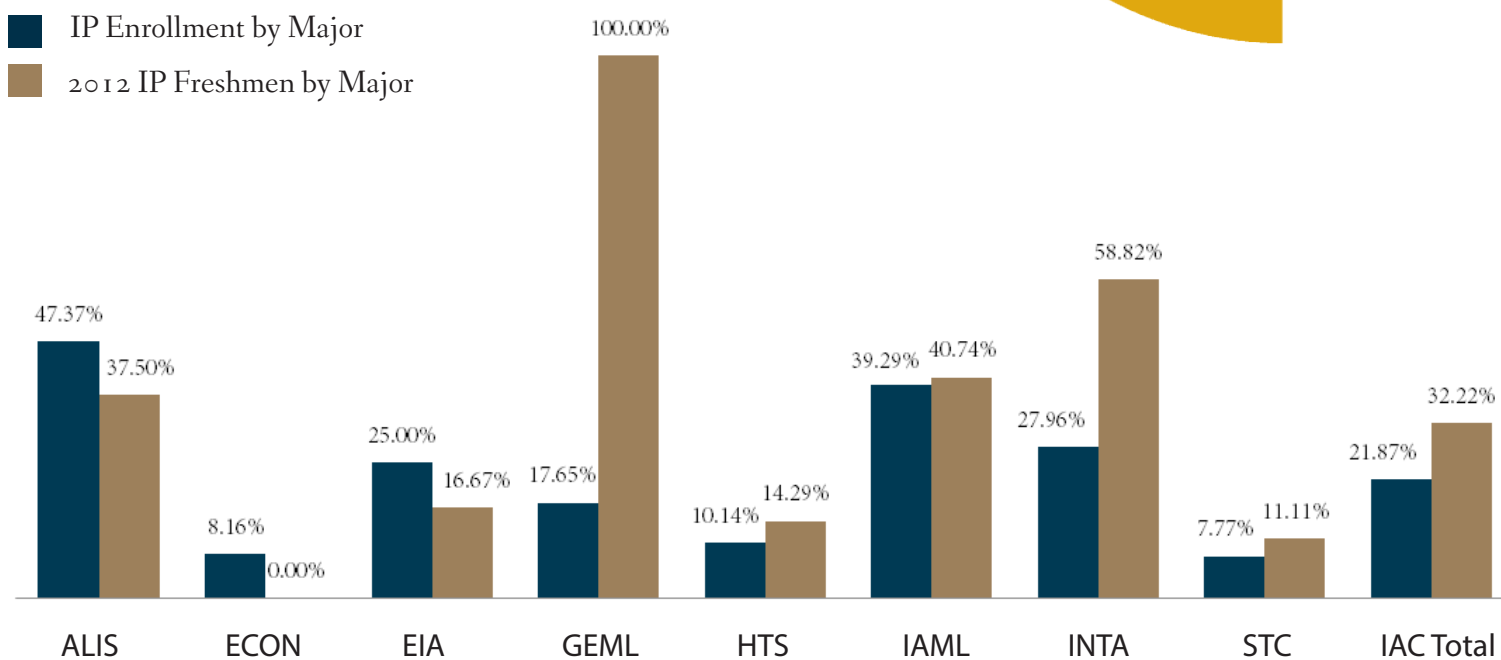
*- Samuel Steed, B.S. International Affairs and Modern Languages - International Plan, '11*

IAC: IP Graduates by Major, To Date



No ALIS or ECON graduates to date

IAC: IP Participation as a Percentage of Enrollment by Major, 2012-13



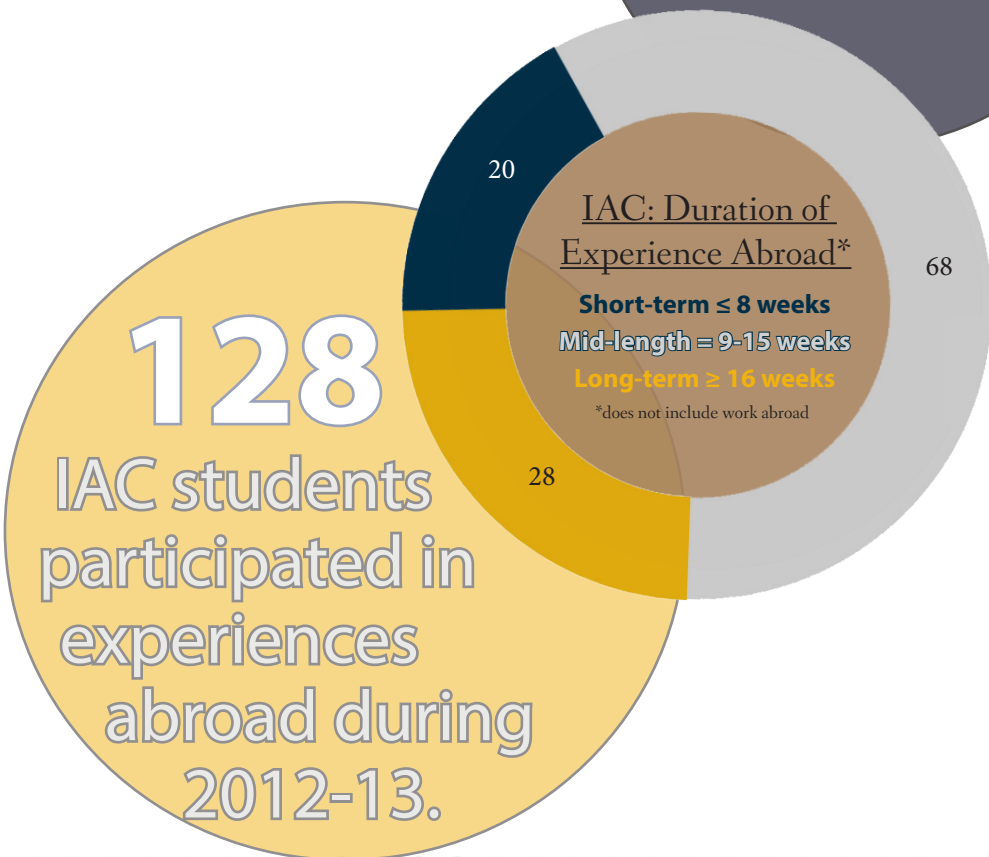
The participation goal is 10% of undergraduate enrollment.

The number of IAC students participating in long-term programs abroad grew by 1/3 over the previous year.

**58%**

of IAC B.S. recipients study, work, or conduct research abroad before graduation.

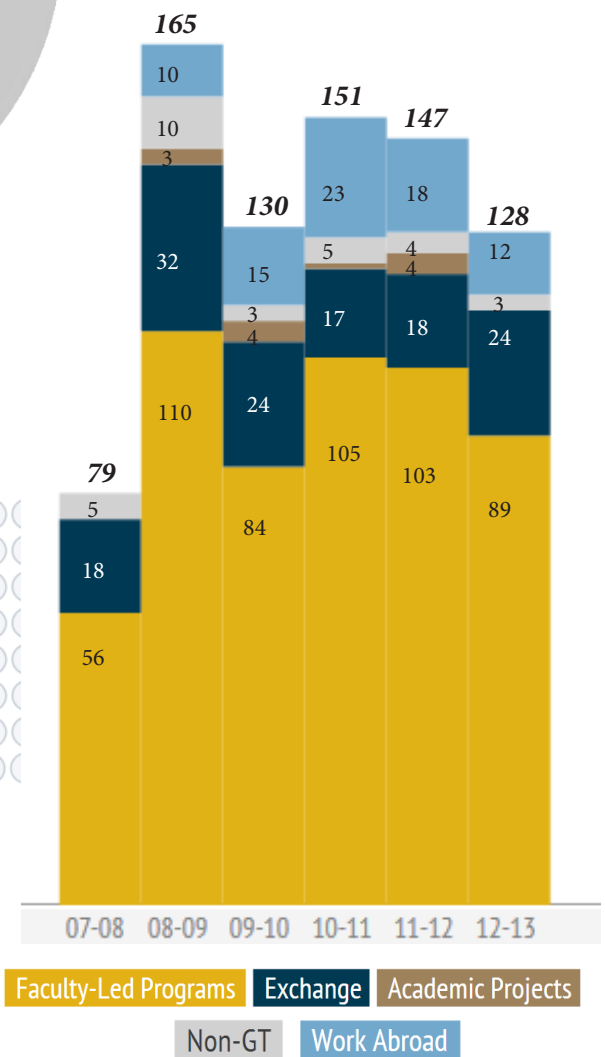
IAC students went to 28 countries on 29 different programs.



**128**

IAC students participated in experiences abroad during 2012-13.

IAC: Experience Abroad, Over Time

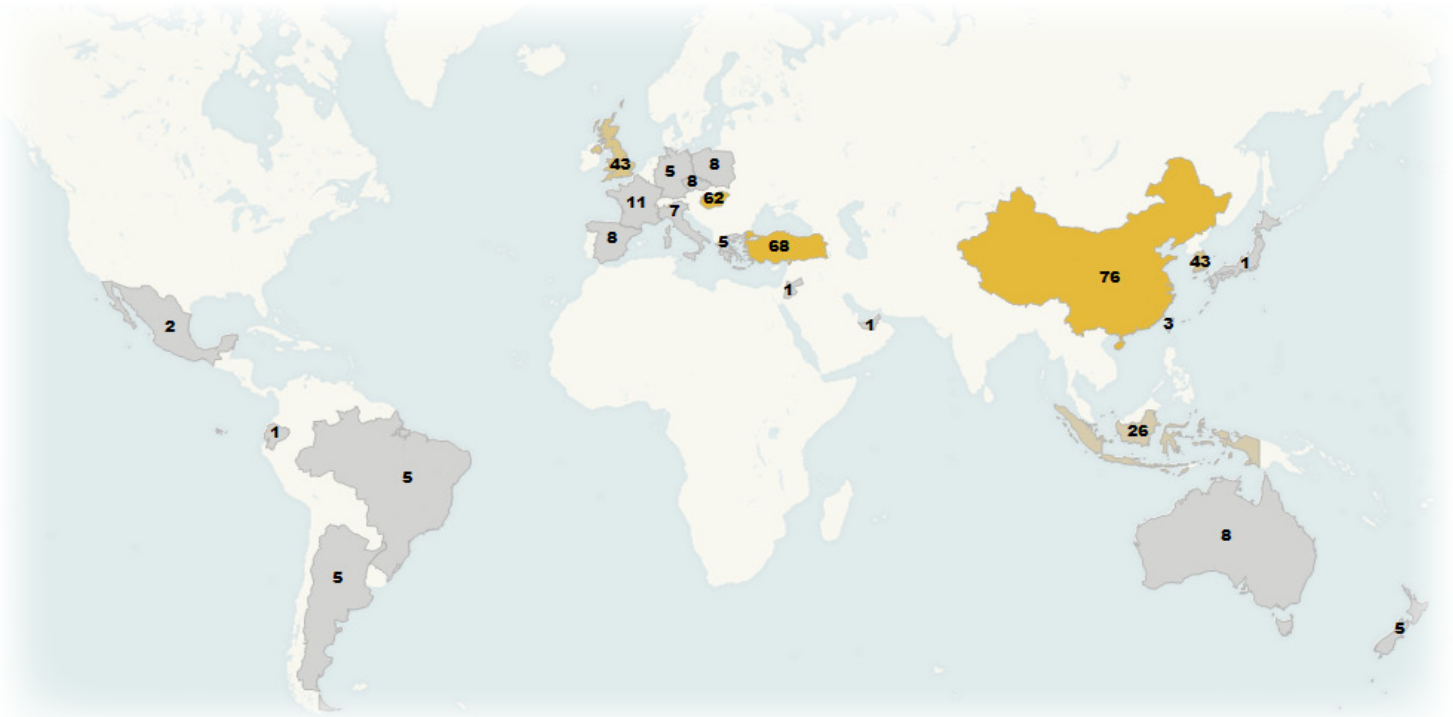


“[Study Abroad] truly aided my development as a person and the development of my future. My program deepened my academic knowledge while I became more of a global citizen. The experience was absolutely wonderful. It changed my life.”

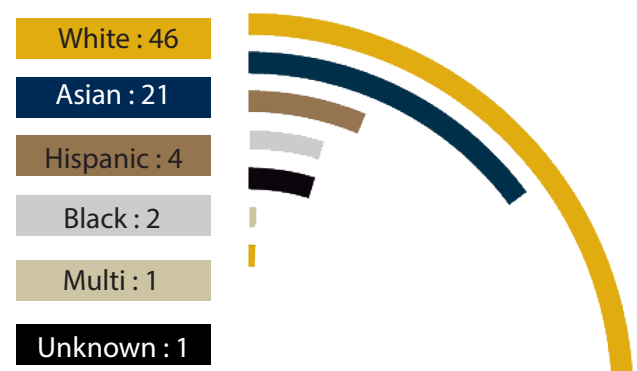
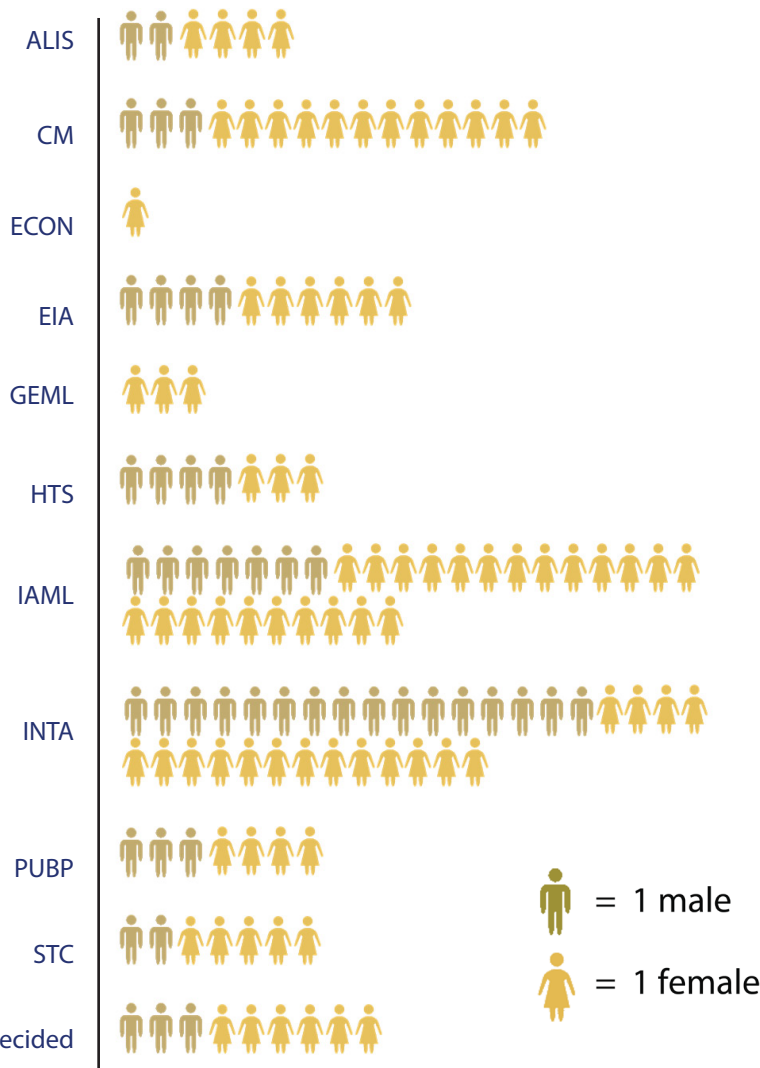
- EU Brussels Program Participant 2013

# Experience Abroad 2012-13

IAC: Experience Abroad by Country, 2012-13



IAC: Experience Abroad by Major, 2012-13



IAC: Experience Abroad by Ethnicity, 2012-13

♂ = 1 male  
 ♀ = 1 female

GT hosts approximately **80** students annually who are awarded Exchange Fellowships by organizations such as Fulbright.

In 2012-2013, IAC hosted 2 Fulbright students.

**61%**

The percentage of international students in Ivan Allen who are female. This is the largest percentage out of all the Colleges.

IAC: International Student Citizenship (F & J Visa Holders), 2012-13

The % of IAC students who are international

U

**2%**

G

**24%**

China  
54

**IAC**

hosted

**83**

students

with F or J visas

from 19

countries

during 2012-13.

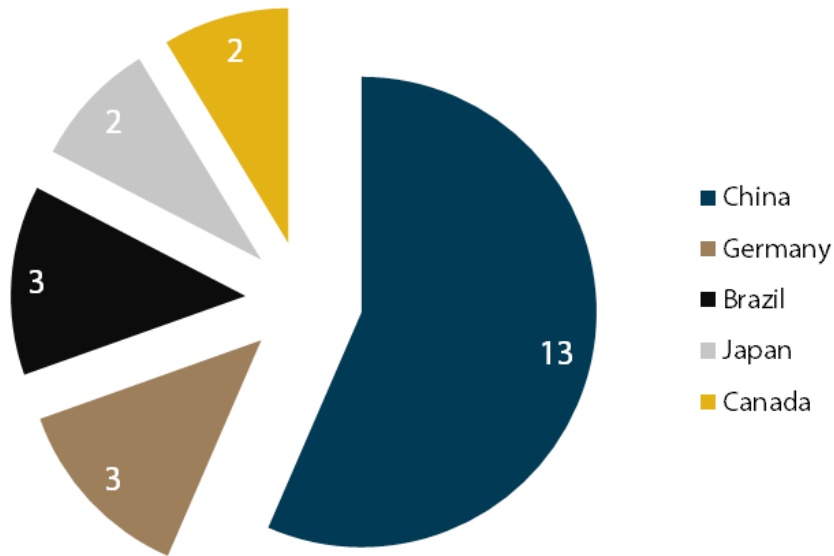
Denmark 2	Latvia 2	France 2	South Korea 6
India 2	Brazil 2	Canada 2	

\*only includes student enrollment > 1

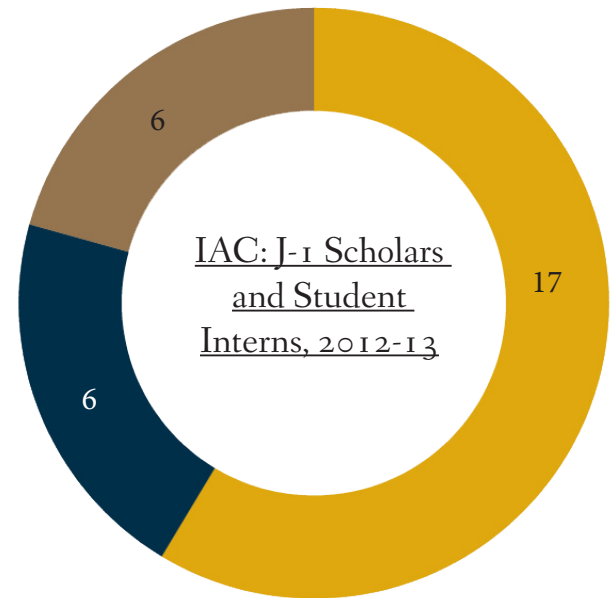
# International Students and Scholars 2012-13

## IAC: International Scholar Citizenship, 2012-13

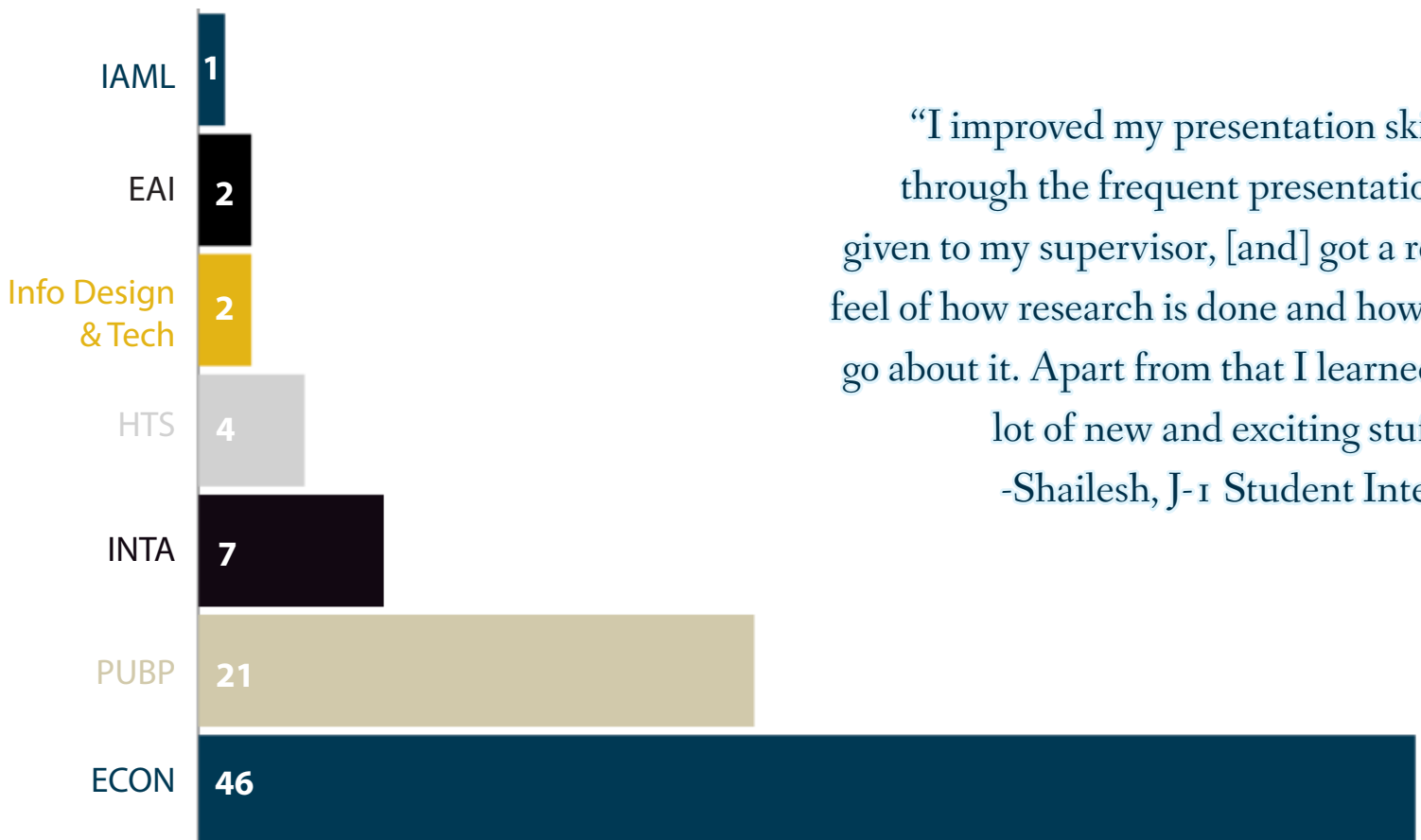
\*only includes > 1



Research Scholar   Short-term Scholar   Student Intern

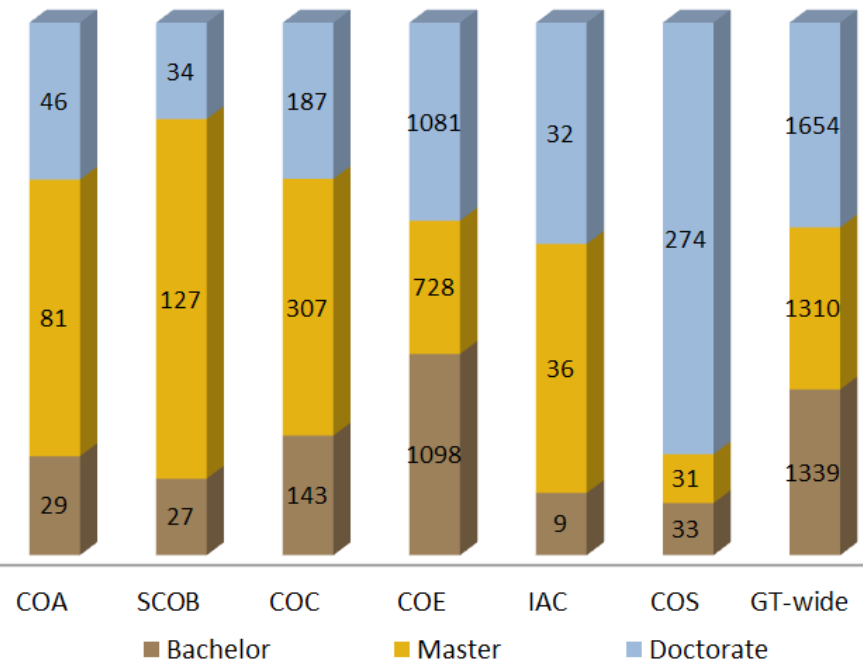


## IAC: International Student Majors (F & J Visa Holders), 2012-13



“I improved my presentation skills through the frequent presentations given to my supervisor, [and] got a real feel of how research is done and how to go about it. Apart from that I learned a lot of new and exciting stuff.”  
-Shailesh, J-1 Student Intern

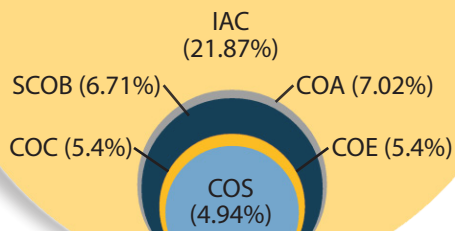
## International Students (F & J visa holders), 2012-13



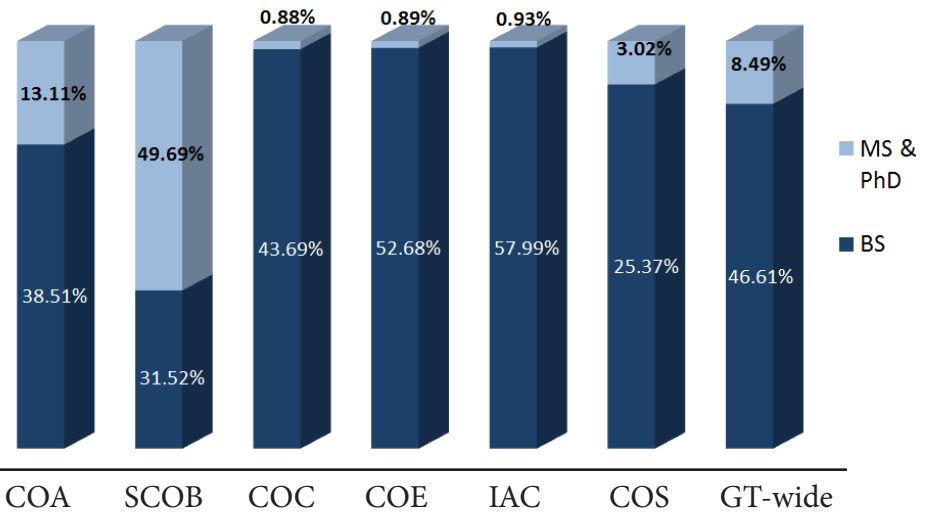
### Import: Nationalities of GT International Students

- 1 - China
  - 2 - India
  - 3 - South Korea
  - 4 - Taiwan
  - 5 - France
- ...and 108 more countries

### Percentage of Students Enrolled in the International Plan, 2012-13



### Percentage of Students Graduating with an Experience Abroad, 2012-13



### Experience Abroad By Type, 2012-13

Type	COA	SCOB	COC	COE	IAC	COS	GT-wide
Faculty-Led	65	131	71	716	90	54	1,127
Exchange	17	10	14	68	24	12	145
Int'l Academic Projects	0	122	0	18	0	6	146
Non-GT Study Abroad	0	1	2	11	3	1	18
Work Abroad	2	8	12	75	12	2	111
<b>TOTAL</b>	<b>84</b>	<b>272</b>	<b>99</b>	<b>888</b>	<b>129</b>	<b>75</b>	<b>1,547</b>

### Export: Locations for GT Experiences Abroad

- 1 - France
  - 2 - England
  - 3 - China
  - 4 - Spain
  - 5 - Australia/New Zealand
- ...and 62 more countries