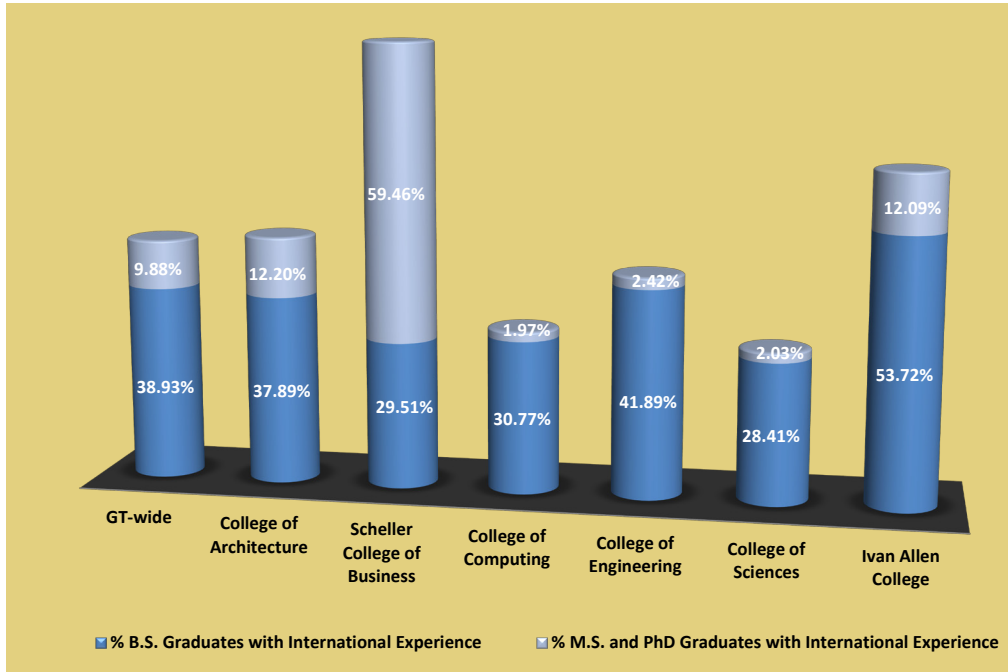


2011-2012 International Programs Report Ivan Allen College



Ivan Allen Quick Look	
Number of Students Abroad	147
Top Locations	England Spain China Italy
Majors	IAML - 44 INTA - 37 STC - 24 EIA - 11 HTS - 8 PuBP - 7 GEML - 3 ECON - 4 ALIS - 2 undeclared - 7

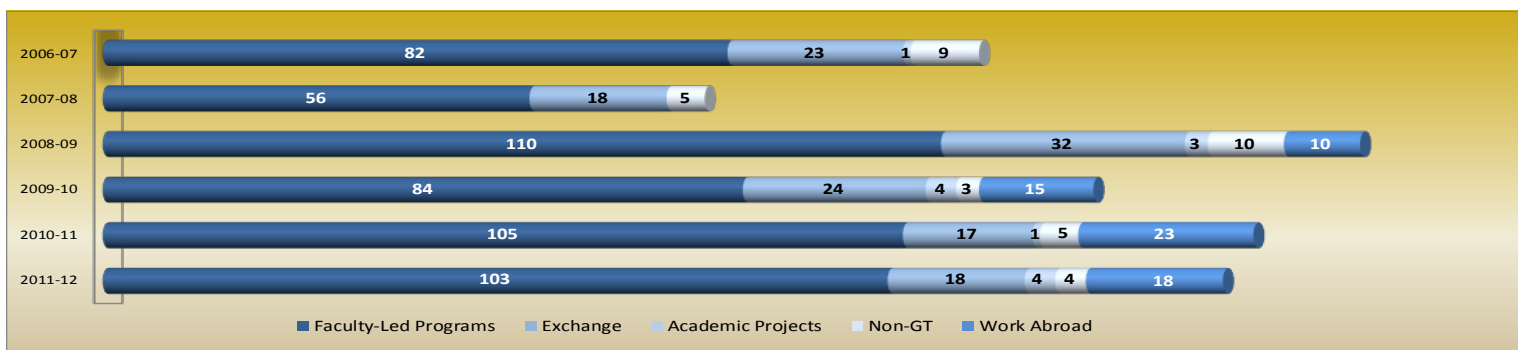
Annual International Participation by College Academic Year 2011-2012

	Faculty-Led Programs	Exchange Programs	Academic Projects	Non-GT Programs	Work Abroad	Totals
CoA	54	13	13	1	11	92
SCoB	131	16	104	18	8	277
CoC	62	7	0	0	11	80
CoE	624	54	10	5	108	801
CoS	60	10	2	5	4	81
IAC	103	18	4	4	18	147
Totals	1,034	118	133	33	160	1,478

The number of students participating in international programs increased in 2011-2012 by 6.25% from the previous year.

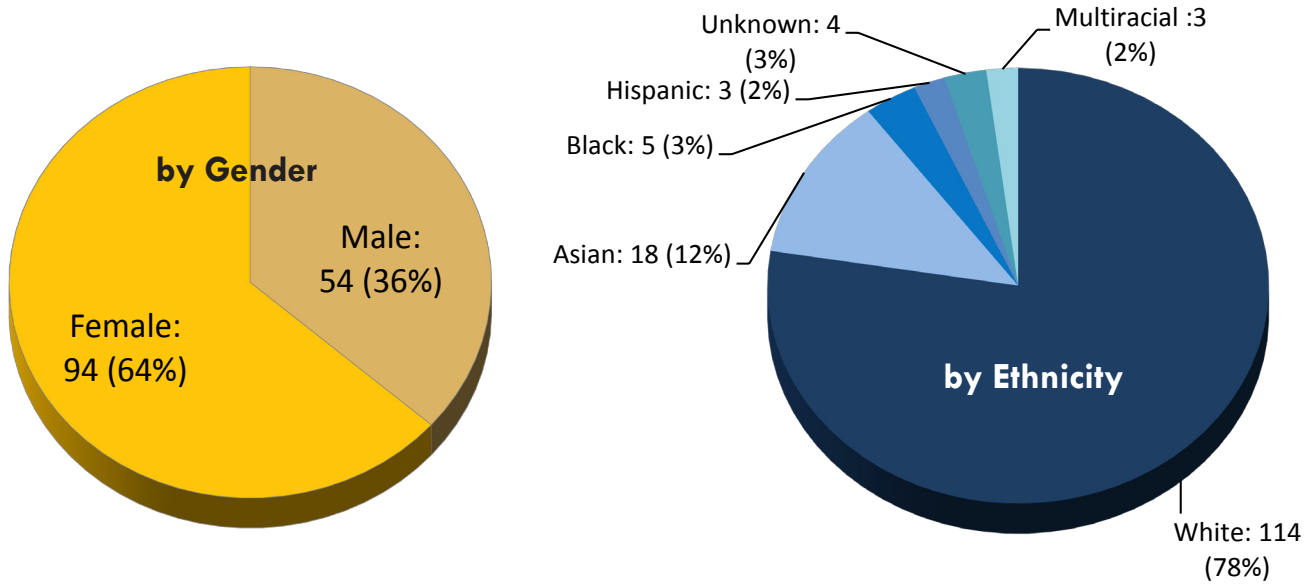
Over 53% of Ivan Allen students participate in international programs whereas this college represents only 17.9% of the undergraduate student body.

Ivan Allen College, Participation Over Time



*work abroad data unavailable prior to 2008

Ivan Allen International Participation Breakdown



“We live in a global world where technology is continually interlacing cultures throughout the world. In such an interconnected world it is crucial to have a global perspective regardless of major, and it is also important to realize that solutions to major issues will result from international collaboration and innovation.”

- Savannah Andersen, INTA
Oxford Summer Program 2012

Ivan Allen
Students
Buzzing
Across the
Globe

