

**2012-2013  
INTERNATIONAL  
ACTIVITY REPORT**



**SHELLER  
COLLEGE OF  
BUSINESS**



Dear Dean Salbu,

For the last 10 years, the Office of International Education (OIE) has prepared reports that highlight your College's accomplishments in sending students abroad. We are expanding the report this year to include information about international students, scholars, and interns who study and conduct research at GT and information about the International Plan.

This report covers Fall Semester 2012 through Summer Semester 2013. The data used to prepare this report comes from databases OIE maintains, from Institutional Research and Planning's online resources and from national data released by the Institute of International Education.

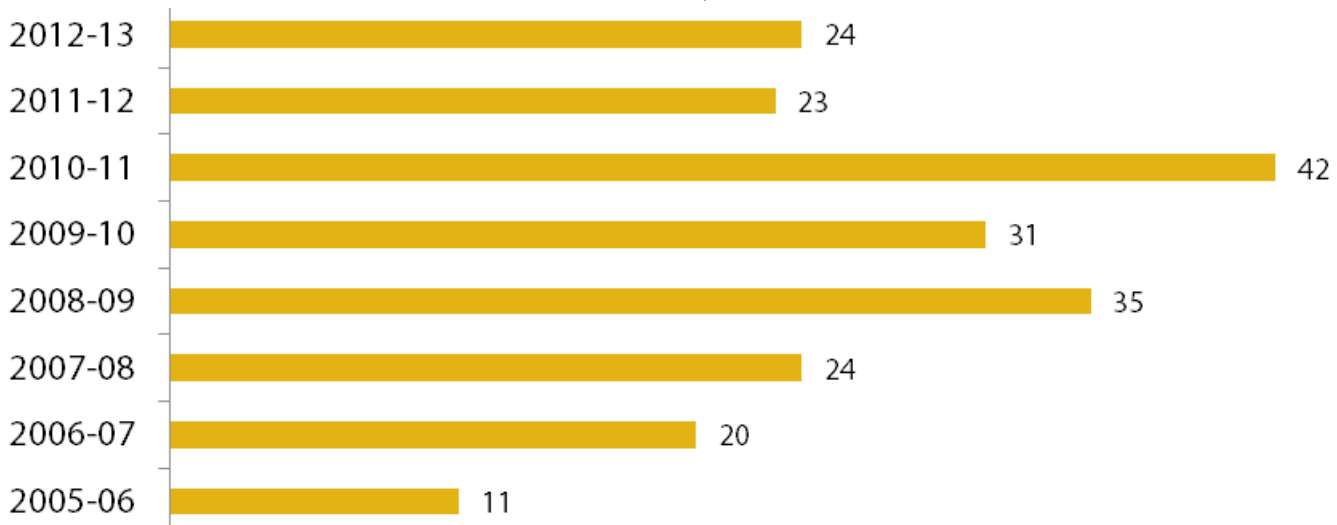
We are grateful to the Scheller College of Business for the commitment to international education. We look forward to collaborating with your faculty and supporting your students to ensure that the College and the Institute continue to excel and lead in international education.

Respectfully,  
Amy Henry  
Executive Director of International Education

### GT International Education Accolades

- 46.6% of B.S. recipients study, work or research abroad prior to graduation; the national average is 13.8%.
- GT is ranked #28 in the world for teaching, research, knowledge transfer and international outlook by the Times Higher Education poll.
- In 2012-13, GT international students contributed more than \$125 million to the Atlanta-area economy.
- GT is a leader in sending engineering students abroad. Nationally, the percentage of engineering students that study abroad is 3%. Engineers at Tech make up the largest group of students abroad at over 57% of the total abroad in 2012-13.
- In the U.S., GT ranks:
  - 29th for hosting international students.
  - in the top 40 universities that host J scholars from abroad.

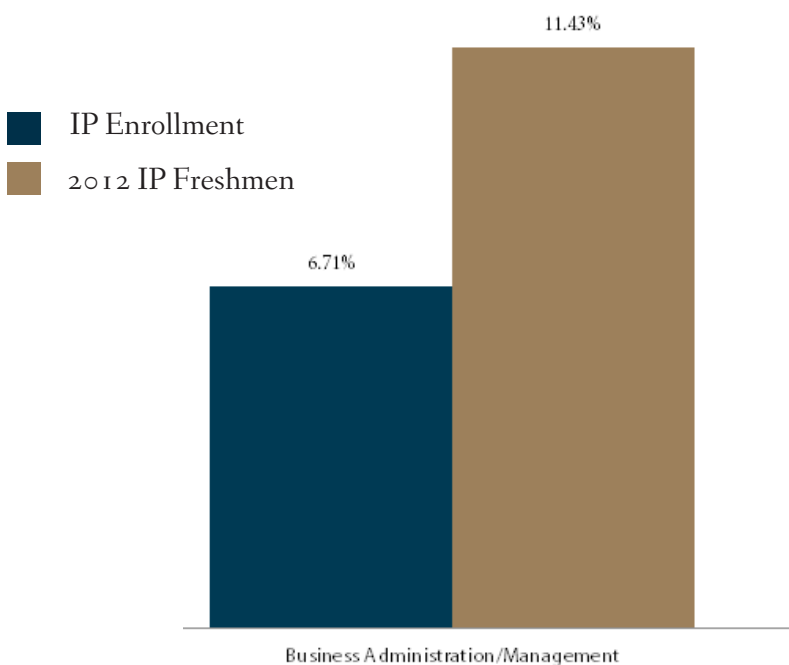
## SCOB: Number of New IP Participants, by Year



*“The IP has helped me look at the world through new eyes. I’ve learned that first-hand experience is much more valid than even the most trustworthy information sources. I no longer seek the comfort of familiar but rather the challenges of new experiences and of the unknown.”*

*- Nicole Mejias, B.S. Management - International Plan, ‘12*

## SCOB: IP Participation as a Percentage of Enrollment, 2012-13



**Eight**  
students in SCOB  
have graduated  
with the Interna-  
tional Plan, to  
date.

The participation goal is 10% of undergraduate enrollment.

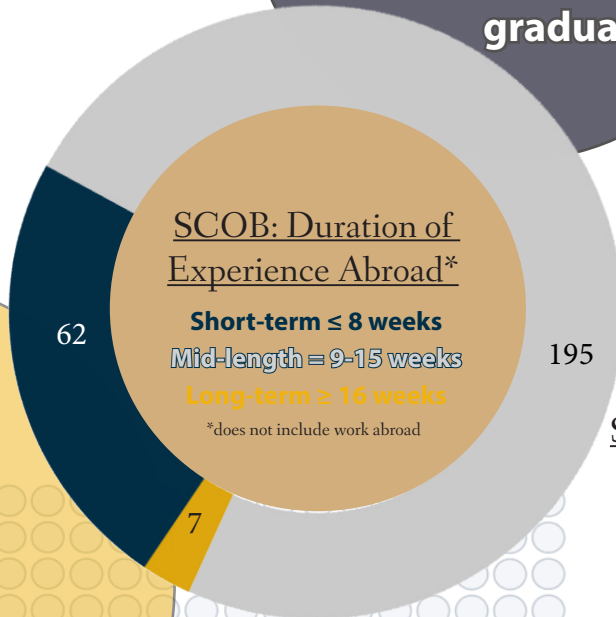
Participation in international academic projects by SCOB students increased by 17% in 2012-13.

**32%**

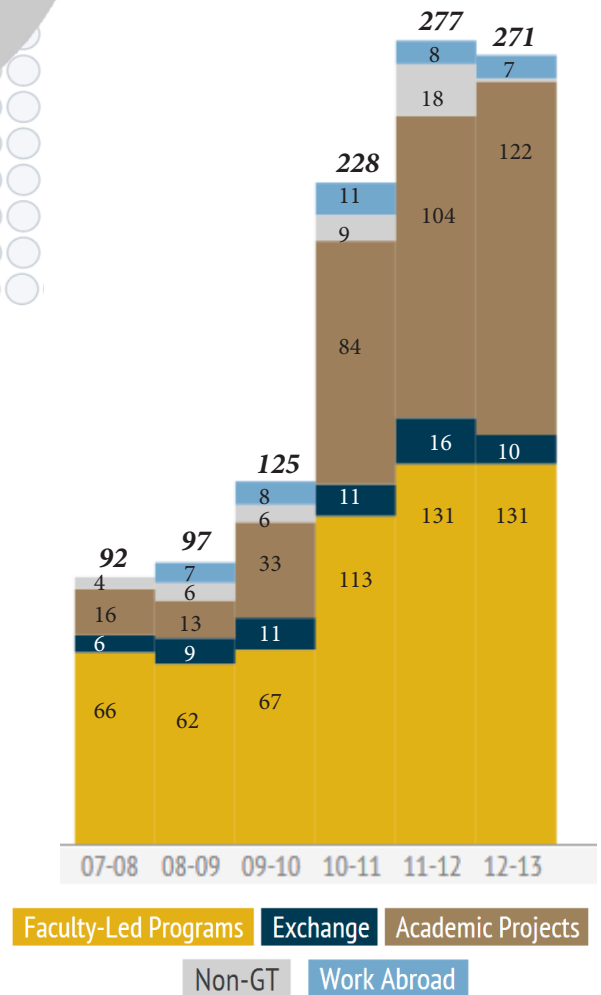
of SCOB B.S. recipients study, work, or conduct research abroad before graduation.

SCOB students went to 23 countries on 25 different programs.

**271**  
SCOB students participated in experiences abroad during 2012-13.



SCOB: Experience Abroad, Over Time

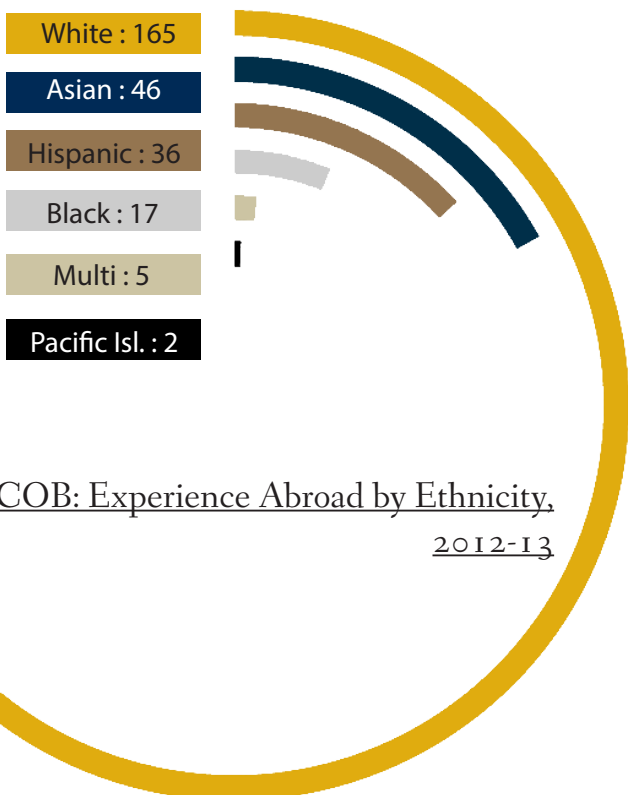
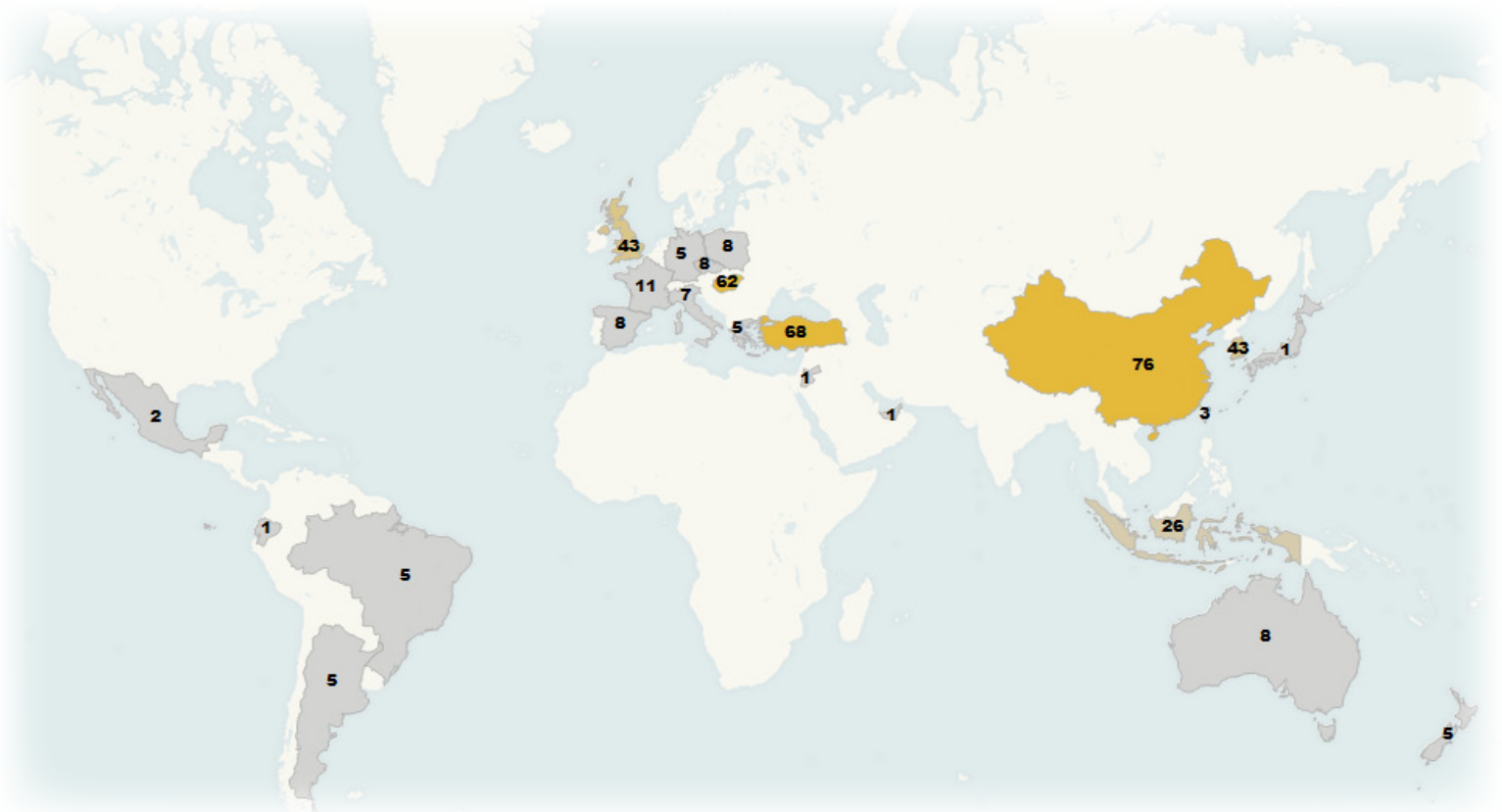


“No matter how cultured or experienced a student might already be, I guarantee they will learn something valuable while studying abroad. It gives students the opportunity to learn more about the ever-increasing global network of the world and to learn leadership through the challenges of traveling and navigating.”

- Kristen Holcomb, BA '14

# Experience Abroad 2012-13

SCOB: Experience Abroad by Country, 2012-13



SCOB: Experience Abroad by Major, 2012-13



The % of SCOB students who are international

U  
G

2%

20%

SCOB: International Student Citizenship (F & J Visa Holders), 2012-13



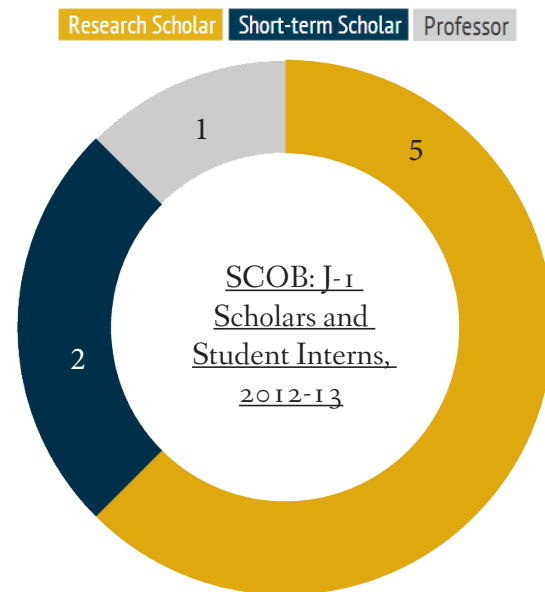
**SCOB**  
hosted  
**194**  
students  
with F or J visas  
from 28  
countries  
during 2012-13.

\*only includes student enrollment > 1

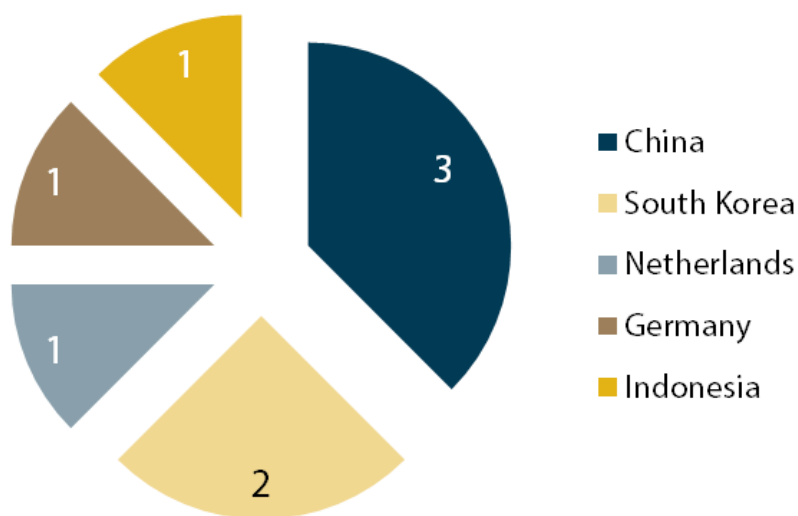
# International Students and Scholars 2012-13

## What is a J-1 Student Intern?

Visa category available for students enrolled in an undergraduate or graduate degree program abroad to participate in an internship/practical field experience at GT. Internship programs provide unique opportunities for interns to gain practical experience while conducting research in their academic field and learning about the U.S. and Georgia Tech.



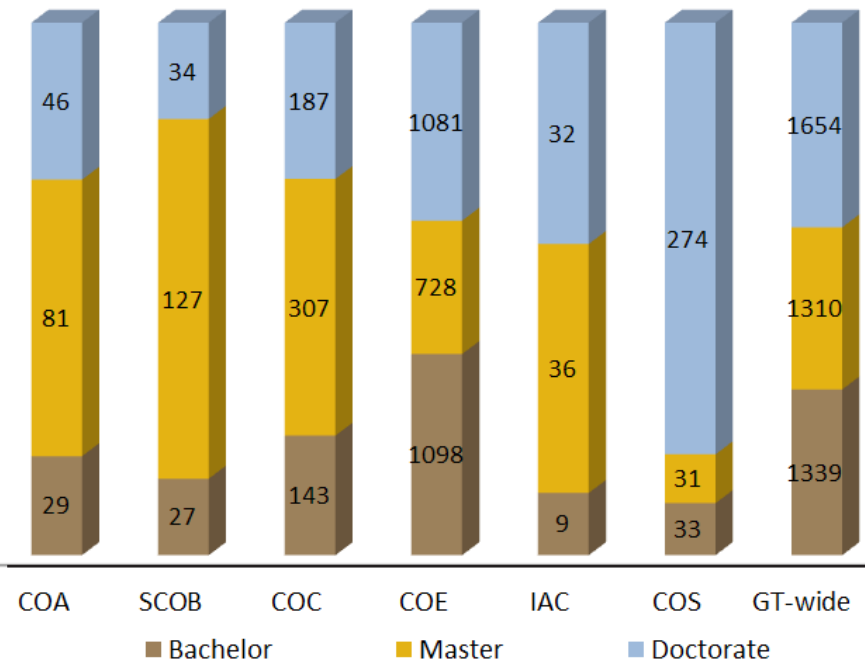
SCOB: International Scholar Citizenship, 2012-13



SCOB: International Student Majors (F & J Visa Holders), 2012-13



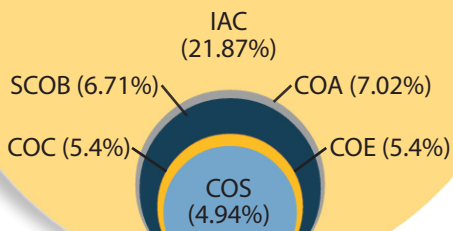
## International Students (F & J visa holders), 2012-13



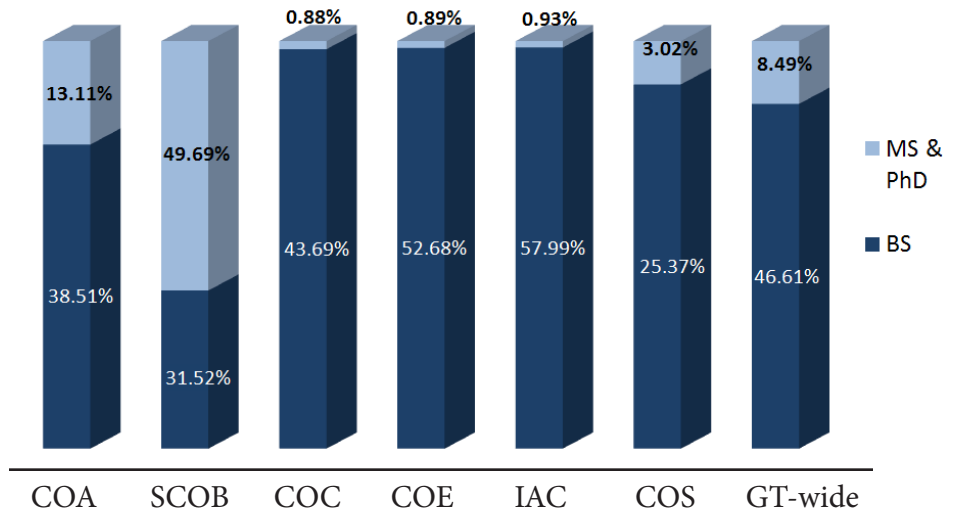
### Import: Nationalities of GT International Students

- 1 - China
  - 2 - India
  - 3 - South Korea
  - 4 - Taiwan
  - 5 - France
- ...and 108 more countries

### Percentage of Students Enrolled in the International Plan, 2012-13



### Percentage of Students Graduating with an Experience Abroad, 2012-13



### Experience Abroad By Type, 2012-13

Type	COA	SCOB	COC	COE	IAC	COS	GT-wide
Faculty-Led	65	131	71	716	90	54	1,127
Exchange	17	10	14	68	24	12	145
Int'l Academic Projects	0	122	0	18	0	6	146
Non-GT Study Abroad	0	1	2	11	3	1	18
Work Abroad	2	8	12	75	12	2	111
<b>TOTAL</b>	<b>84</b>	<b>272</b>	<b>99</b>	<b>888</b>	<b>129</b>	<b>75</b>	<b>1,547</b>

### Export: Locations for GT Experiences Abroad

- 1 - France
  - 2 - England
  - 3 - China
  - 4 - Spain
  - 5 - Australia/New Zealand
- ...and 62 more countries

